



2023 ACCSC Annual Report

Graduation and Employment Charts Retention Charts, Licensure Pass Rate Charts

Data Presented for the Consideration of:
The Accrediting Commission of Career Schools and Colleges (ACCSC)

By:

Smith Chason College
Los Angeles Main Campus

3580 Wilshire Boulevard, 4th Floor, Los Angeles, CA 90010

Ontario Branch Campus

3700 East Inland Empire Boulevard, Suite 235, Ontario, CA 91764

Phoenix Branch Campus

3110 North Central Avenue, Suite L-100, Phoenix, AZ 85012

San Marcos Branch Campus

300 Rancheros Drive, Suite 100, San Marcos, CA 92069

Submitted 10/6/2023



smithchason.edu
www.wcui.edu | smithchason.com

LOS ANGELES | ONTARIO | PHOENIX | SAN MARCOS

2023 ACCSC Annual Report - Graduation & Employment Summary

			Los Angeles			Ontario			Phoenix			San Marcos		
	Length (mo's)	Credential	Cohort Size	Grad Rate	Employ Rate	Cohort Size	Grad Rate	Employ Rate	Cohort Size	Grad Rate	Employ Rate	Cohort Size	Grad Rate	Employ Rate
Magnetic Resonance Imaging (Short) 1	9	Diploma	2	100%	100%	0	0%	0%	0	0%	0%	n/a	n/a	n/a
Pediatric Cardiac Ultrasound and Congenital Heart Disease 1	9	Diploma	0	0%	0%	0	0%	0%	0	0%	0%	Program not available at this campus		
Magnetic Resonance Imaging (Long) 2	15	Diploma	0	0%	0%	0	0%	0%	Program not available at this campus			Program not available at this campus		
Vocational Nursing 2	15	Diploma	67	55%	83%	96	64%	70%	Program not available at this campus			Program not available at this campus		
Practical Nursing 3	12	Diploma	Program not available at this campus			Program not available at this campus			42	76%	81%	Program not available at this campus		
Magnetic Resonance Imaging 4	21	AAS	45	75%	71%	52	73%	82%	26	88%	81%	n/a	n/a	n/a
Cardiovascular Sonography (21 mo) 4	21	AAS	30	50%	73%	44	77%	82%	52	76%	92%	n/a	n/a	n/a
Cardiovascular Sonography (24 mo) 5	24	AAS	48	63%	90%	29	69%	80%	2	100%	100%	n/a	n/a	n/a
Diagnostic Medical Sonography (21 mo) 4	21	AAS	35	57%	70%	76	66%	76%	82	72%	75%	n/a	n/a	n/a
Diagnostic Medical Sonography (24 mo) 5	24	AAS	28	82%	70%	43	79%	81%	12	75%	78%	n/a	n/a	n/a
Diagnostic Medical Sonography 6	36	BS	15	80%	75%	19	58%	91%	27	48%	75%	n/a	n/a	n/a
Diagnostic Cardiovascular Sonography 6	36	BS	1	100%	0%	5	50%	100%	4	80%	100%	n/a	n/a	n/a
Associate Degree in Nursing 7	24	AD	n/a	n/a	n/a	Program not available at this campus			Program not available at this campus			Program not available at this campus		

- ¹ The graduation rate and employment rate are based off of the cohort of students starting between 3/2021 and 2/2022.*
 - ² The graduation rate and employment rate are based off of the cohort of students starting between 6/2020 and 5/2021.*
 - ³ The graduation rate and employment rate are based off of the cohort of students starting between 10/2020-9/2021.*
 - ⁴ The graduation rate and employment rate are based off of the cohort of students starting between 9/2019 and 8/2020.*
 - ⁵ The graduation rate and employment rate are based off of the cohort of students starting between 4/2019 and 3/2020.*
 - ⁶ The graduation rate and employment rate are based off of the cohort of students starting between 10/2017-9/2018.*
 - ⁷ The graduation rate and employment rate are based off of the cohort of students starting between 9/2019 and 8/2020. If "n/a", program is new and Graduation/Employment rates are unknown at this time.*
- The San Marcos Campus opened in April 2022 and Graduation/Employment rates are unknown at this time.*



Smith Chason College
WCUI School of Medical Imaging
Smith Chason School of Nursing
Los Angeles | Ontario | Phoenix | San Marcos

Los Angeles Campus



Smith Chason College
smithchason.edu | wcui.edu | smithchason.com
888.315.4993



Annual Report

Programs

School Info

DMS



HELP ?

Annual Report: **2023**School Number: **070458**School Name: **Smith Chason College**Type: **Main**Annual Report Status: **Not Submitted**Address1: **3580 Wilshire Blvd., 4th Fl.**City: **Los Angeles**State: **CA**Zip: **90010****Graduation and Employment Chart Saved****GRADUATION AND EMPLOYMENT CHART****You must SAVE the G&E form to calculate totals**

Cancel	<input checked="" type="checkbox"/> Complete				Save
Approved Program Title:	Cardiovascular Sonography				
Program Code:	164				
Credential:	AAS				
Report Date:	7/2023	Program Length in Months: ?	21		
Beginning Date:	9/2019	End Date:	8/2020	CALCULATE	

Is this chart for a satellite location? ☐ Yes ☒ No ?Is this chart for a program offered 100% via Distance Education? ☐ Yes ☒ No ?**REPORTING PERIOD**

Class Start Date (eg 01/21):	09/19	01/20	03/20	06/20										Total	%
Number Started:	8	10	8	7										33	
Transfers to Another Program/Cohort:	0	2	2	0										4	12%
Transfers from Another Program/Cohort:	1	0	0	0										1	3%
Total Starts (+/- Transfers):	9	8	6	7	0	0	0	0	0	0	0	0	0	30	
Unavailable for Graduation: ?	0	0	0	0										0	0%
Students Available For Graduation:	9	8	6	7	0	0	0	0	0	0	0	0	0	30	100%
Withdrawn/Terminated Students:	4	3	3	5										15	50%
Graduates within 150% Program Length:	5	5	3	2	0	0	0	0	0	0	0	0	0	15	50%

GRADUATION RATE	56%	63%	50%	29%	0%	0%	0%	0%	0%	0%	0%	0%		50%
Graduates - Further Education: 	0	0	0	0									0	0%
Graduates - Unavailable for Employment: 	0	0	0	0									0	0%
Graduates - Available for Employment:	5	5	3	2	0	0	0	0	0	0	0	0	15	100%
Graduates - Employed in Field:	3	5	2	1									11	73%
EMPLOYMENT RATE	60%	100%	67%	50%	0%	0%	0%	0%	0%	0%	0%	0%		73%
Graduates - Unrelated Occupation:	0	0	0	0									0	0%
Graduates - Unemployed:	2	0	1	1									4	27%
Graduates - Unknown:	0	0	0	0									0	0%
Non-Graduated Students Who Obtained Training Related Employment	0	0	0	0									0	0%
Employment Rate with Non-Graduated Employed Students	60%	100%	67%	50%	0%	0%	0%	0%	0%	0%	0%	0%		73%

LICENSURE / CERTIFICATION EXAMINATION PASS RATES CHART														
Licensure / Certification Name:														
1. Class Start Date:	09/19	01/20	03/20	06/20										
2. Number of Graduates:	5	5	3	2									15	
3. # of Graduates Taking Exam:	0	0	0	0									0	
4. # of Graduates Passing Exam:	0	0	0	0									0	
5. Percentage of Grads Passing Exam:	0	0	0	0	0	0	0	0	0	0	0	0	0	Avg.
Licensure / Certification Examination Agency Rate:	0	0	0	0									0	0
<div>Cancel<div>Save</div></div>														

Annual Report

Programs

School Info

DMS

HELP ?

Annual Report: **2023**School Number: **070458**School Name: **Smith Chason College**Type: **Main**Annual Report Status: **Not Submitted**Address: **3580 Wilshire Blvd., 4th Fl.**City: **Los Angeles**State: **CA**Zip: **90010****Graduation and Employment Chart Saved**

GRADUATION AND EMPLOYMENT CHART

You must **SAVE** the G&E form to calculate totals

Cancel

☒ Complete

Save



Approved Program Title:	Cardiovascular Sonography		
Program Code:	164		
Credential:	AAS		
Report Date:	7/2023	Program Length in Months:	24
Beginning Date:	4/2019	End Date:	3/2020

CALCULATE

Is this chart for a satellite location? ☐ Yes ☒ No Is this chart for a program offered 100% via Distance Education? ☐ Yes ☒ No

REPORTING PERIOD

Class Start Date (eg 01/21):	04/19	07/19	10/19	01/20										Total	%
Number Started:	3	17	14	12										46	
Transfers to Another Program/Cohort:	0	0	0	0										0	0%
Transfers from Another Program/Cohort:	0	1	0	1										2	4%
Total Starts (+/- Transfers):	3	18	14	13	0	0	0	0	0	0	0	0	0	48	
Unavailable for Graduation:	0	0	0	0										0	0%
Students Available For Graduation:	3	18	14	13	0	0	0	0	0	0	0	0	0	48	100%
Withdrawn/Terminated Students:	2	8	3	5										18	38%
Graduates within 150% Program Length:	1	10	11	8	0	0	0	0	0	0	0	0	0	30	63%

GRADUATION RATE	33%	56%	79%	62%	0%	0%	0%	0%	0%	0%	0%	0%	63%
Graduates - Further Education: 	0	0	0	0								0	0%
Graduates - Unavailable for Employment: 	0	0	0	0								0	0%
Graduates - Available for Employment:	1	10	11	8	0	0	0	0	0	0	0	30	100%
Graduates - Employed in Field:	1	7	11	8								27	90%
EMPLOYMENT RATE	100%	70%	100%	100%	0%	0%	0%	0%	0%	0%	0%	90%	
Graduates - Unrelated Occupation:	0	0	0	0								0	0%
Graduates - Unemployed:	0	3	0	0								3	10%
Graduates - Unknown:	0	0	0	0								0	0%
Non-Graduated Students Who Obtained Training Related Employment	0	0	0	0								0	0%
Employment Rate with Non-Graduated Employed Students	100%	70%	100%	100%	0%	0%	0%	0%	0%	0%	0%	90%	

LICENSURE / CERTIFICATION EXAMINATION PASS RATES CHART														
Licensure / Certification Name:														
1. Class Start Date:	04/19	07/19	10/19	01/20										
2. Number of Graduates:	1	10	11	8									30	
3. # of Graduates Taking Exam:	0	0	0	0									0	
4. # of Graduates Passing Exam:	0	0	0	0									0	
5. Percentage of Grads Passing Exam:	0	0	0	0	0	0	0	0	0	0	0	0	0	Avg.
Licensure / Certification Examination Agency Rate:	0	0	0	0									0	0
<div>Cancel</div> <div>Save</div>														

Annual Report

Programs

School Info

DMS

HELP ?

Annual Report: **2023**School Number: **070458**School Name: **Smith Chason College**Type: **Main**Annual Report Status: **Not Submitted**Address1: **3580 Wilshire Blvd., 4th Fl.**City: **Los Angeles**State: **CA**Zip: **90010****Graduation and Employment Chart Saved**

GRADUATION AND EMPLOYMENT CHART



You must **SAVE** the G&E form to calculate totals

Cancel	<input checked="" type="checkbox"/> Complete				Save
Approved Program Title:	Diagnostic Medical Sonography				
Program Code:	164				
Credential:	AAS				
Report Date:	7/2023	Program Length in Months: ?	21		
Beginning Date:	9/2019	End Date:	8/2020	CALCULATE	

Is this chart for a satellite location? ☐ Yes ☒ No ?Is this chart for a program offered 100% via Distance Education? ☐ Yes ☒ No ?

REPORTING PERIOD

Class Start Date (eg 01/21):	09/19	01/20	03/20	06/20										Total	%
Number Started:	11	11	7	8										37	
Transfers to Another Program/Cohort:	2	1	1	0										4	11%
Transfers from Another Program/Cohort:	0	1	1	0										2	5%
Total Starts (+/- Transfers):	9	11	7	8	0	0	0	0	0	0	0	0	0	35	
Unavailable for Graduation: ?	0	0	0	0										0	0%
Students Available For Graduation:	9	11	7	8	0	0	0	0	0	0	0	0	0	35	100%
Withdrawn/Terminated Students:	5	2	5	3										15	43%
Graduates within 150% Program Length:	4	9	2	5	0	0	0	0	0	0	0	0	0	20	57%

GRADUATION RATE	44%	82%	29%	63%	0%	0%	0%	0%	0%	0%	0%	0%	57%
Graduates - Further Education: 	0	0	0	0								0	0%
Graduates - Unavailable for Employment: 	0	0	0	0								0	0%
Graduates - Available for Employment:	4	9	2	5	0	0	0	0	0	0	0	20	100%
Graduates - Employed in Field:	2	7	2	3								14	70%
EMPLOYMENT RATE	50%	78%	100%	60%	0%	0%	0%	0%	0%	0%	0%	70%	
Graduates - Unrelated Occupation:	0	0	0	0								0	0%
Graduates - Unemployed:	2	2	0	2								6	30%
Graduates - Unknown:	0	0	0	0								0	0%
Non-Graduated Students Who Obtained Training Related Employment	0	0	0	0								0	0%
Employment Rate with Non-Graduated Employed Students	50%	78%	100%	60%	0%	0%	0%	0%	0%	0%	0%	70%	

LICENSURE / CERTIFICATION EXAMINATION PASS RATES CHART														
Licensure / Certification Name:														
1. Class Start Date:	09/19	01/20	03/20	06/20										
2. Number of Graduates:	4	9	2	5									20	
3. # of Graduates Taking Exam:	0	0	0	0									0	
4. # of Graduates Passing Exam:	0	0	0	0									0	
5. Percentage of Grads Passing Exam:	0	0	0	0	0	0	0	0	0	0	0	0	0	Avg.
Licensure / Certification Examination Agency Rate:	0	0	0	0									0	0
Cancel												Save		

Annual Report

Programs

School Info

DMS

HELP ?

Annual Report: **2023**School Number: **070458**School Name: **Smith Chason College**Type: **Main**Annual Report Status: **Not Submitted**Address1: **3580 Wilshire Blvd., 4th Fl.**City: **Los Angeles**State: **CA**Zip: **90010****Graduation and Employment Chart Saved**

GRADUATION AND EMPLOYMENT CHART



You must **SAVE** the G&E form to calculate totals

Cancel	<input checked="" type="checkbox"/> Complete				Save
Approved Program Title:	Diagnostic Medical Sonography				
Program Code:	164				
Credential:	AAS				
Report Date:	7/2023	Program Length in Months: ?	24		
Beginning Date:	4/2019	End Date:	3/2020	CALCULATE	

Is this chart for a satellite location? ☐ Yes ☒ No ?Is this chart for a program offered 100% via Distance Education? ☐ Yes ☒ No ?

REPORTING PERIOD

Class Start Date (eg 01/21):	04/19	07/19	10/19	01/20										Total	%
Number Started:	9	12	6	10										37	
Transfers to Another Program/Cohort:	0	2	3	4										9	24%
Transfers from Another Program/Cohort:	0	0	0	0										0	0%
Total Starts (+/- Transfers):	9	10	3	6	0	0	0	0	0	0	0	0	0	28	
Unavailable for Graduation: ?	0	0	0	0										0	0%
Students Available For Graduation:	9	10	3	6	0	0	0	0	0	0	0	0	0	28	100%
Withdrawn/Terminated Students:	3	1	1	0										5	18%
Graduates within 150% Program Length:	6	9	2	6	0	0	0	0	0	0	0	0	0	23	82%

GRADUATION RATE	67%	90%	67%	100%	0%	0%	0%	0%	0%	0%	0%	0%		82%
Graduates - Further Education: 	3	0	0	0									3	13%
Graduates - Unavailable for Employment: 	0	0	0	0									0	0%
Graduates - Available for Employment:	3	9	2	6	0	0	0	0	0	0	0	0	20	87%
Graduates - Employed in Field:	3	5	0	6									14	70%
EMPLOYMENT RATE	100%	56%	0%	100%	0%	0%	0%	0%	0%	0%	0%	0%		70%
Graduates - Unrelated Occupation:	0	0	0	0									0	0%
Graduates - Unemployed:	0	4	2	0									6	30%
Graduates - Unknown:	0	0	0	0									0	0%
Non-Graduated Students Who Obtained Training Related Employment	0	0	0	0									0	0%
Employment Rate with Non-Graduated Employed Students	100%	56%	0%	100%	0%	0%	0%	0%	0%	0%	0%	0%		70%

LICENSURE / CERTIFICATION EXAMINATION PASS RATES CHART														
Licensure / Certification Name:														
1. Class Start Date:	04/19	07/19	10/19	01/20										
2. Number of Graduates:	6	9	2	6									23	
3. # of Graduates Taking Exam:	0	0	0	0									0	
4. # of Graduates Passing Exam:	0	0	0	0									0	
5. Percentage of Grads Passing Exam:	0	0	0	0	0	0	0	0	0	0	0	0	0	Avg.
Licensure / Certification Examination Agency Rate:	0	0	0	0									0	0
<div>Cancel</div> <div>Save</div>														

Annual Report

Programs

School Info

DMS



HELP ?

Annual Report: **2023**School Number: **070458**School Name: **Smith Chason College**Type: **Main**Annual Report Status: **Not Submitted**Address1: **3580 Wilshire Blvd., 4th Fl.**City: **Los Angeles**State: **CA**Zip: **90010****Graduation and Employment Chart Saved****GRADUATION AND EMPLOYMENT CHART****You must SAVE the G&E form to calculate totals**

Cancel	<input checked="" type="checkbox"/> Complete				Save
Approved Program Title:	Magnetic Resonance Imaging				
Program Code:	160				
Credential:	AAS				
Report Date:	7/2023	Program Length in Months: ?	21		
Beginning Date:	9/2019	End Date:	8/2020	CALCULATE	

Is this chart for a satellite location? ☐ Yes ☒ No ?Is this chart for a program offered 100% via Distance Education? ☐ Yes ☒ No ?**REPORTING PERIOD**

Class Start Date (eg 01/21):	09/19	01/20	03/20	06/20										Total	%
Number Started:	10	12	14	8										44	
Transfers to Another Program/Cohort:	0	0	0	0										0	0%
Transfers from Another Program/Cohort:	0	0	1	0										1	2%
Total Starts (+/- Transfers):	10	12	15	8	0	0	0	0	0	0	0	0	0	45	
Unavailable for Graduation: ?	0	0	0	1										1	2%
Students Available For Graduation:	10	12	15	7	0	0	0	0	0	0	0	0	0	44	98%
Withdrawn/Terminated Students:	1	7	1	2										11	24%
Graduates within 150% Program Length:	9	5	14	5	0	0	0	0	0	0	0	0	0	33	75%

GRADUATION RATE	90%	42%	93%	71%	0%	0%	0%	0%	0%	0%	0%	0%	0%	75%
Graduates - Further Education: 	0	1	0	0										1 3%
Graduates - Unavailable for Employment: 	0	1	0	0										1 3%
Graduates - Available for Employment:	9	3	14	5	0	0	0	0	0	0	0	0	31	94%
Graduates - Employed in Field:	6	2	9	5									22	71%
EMPLOYMENT RATE	67%	67%	64%	100%	0%	0%	0%	0%	0%	0%	0%	0%		71%
Graduates - Unrelated Occupation:	0	0	0	0									0	0%
Graduates - Unemployed:	3	1	5	0									9	29%
Graduates - Unknown:	0	0	0	0									0	0%
Non-Graduated Students Who Obtained Training Related Employment	0	0	0	0									0	0%
Employment Rate with Non-Graduated Employed Students	67%	67%	64%	100%	0%	0%	0%	0%	0%	0%	0%	0%		71%

LICENSURE / CERTIFICATION EXAMINATION PASS RATES CHART														
Licensure / Certification Name:														
1. Class Start Date:	09/19	01/20	03/20	06/20										
2. Number of Graduates:	9	5	14	5									33	
3. # of Graduates Taking Exam:	0	0	0	0									0	
4. # of Graduates Passing Exam:	0	0	0	0									0	
5. Percentage of Grads Passing Exam:	0	0	0	0	0	0	0	0	0	0	0	0	0	Avg.
Licensure / Certification Examination Agency Rate:	0	0	0	0									0	0
<div>Cancel</div> <div>Save</div>														

Annual Report

Programs

School Info

DMS



HELP ?

Annual Report: **2023**School Number: **070458**School Name: **Smith Chason College**Type: **Main**Annual Report Status: **Not Submitted**Address1: **3580 Wilshire Blvd., 4th Fl.**City: **Los Angeles**State: **CA**Zip: **90010****Graduation and Employment Chart Saved****GRADUATION AND EMPLOYMENT CHART****You must SAVE the G&E form to calculate totals**

Cancel	<input checked="" type="checkbox"/> Complete				Save
Approved Program Title:	Diagnostic Cardiovascular Sonography				
Program Code:	164				
Credential:	BS				
Report Date:	7/2023	Program Length in Months: ?	36		
Beginning Date:	10/2017	End Date:	9/2018	CALCULATE	

Is this chart for a satellite location? ☐ Yes ☒ No ?Is this chart for a program offered 100% via Distance Education? ☐ Yes ☒ No ?**REPORTING PERIOD**

Class Start Date (eg 01/21):	01/18	07/18												Total	%
Number Started:	1	2												3	
Transfers to Another Program/Cohort:	1	1												2	67%
Transfers from Another Program/Cohort:	0	0												0	0%
Total Starts (+/- Transfers):	0	1	0	0	0	0	0	0	0	0	0	0	0	1	
Unavailable for Graduation: ?	0	0												0	0%
Students Available For Graduation:	0	1	0	0	0	0	0	0	0	0	0	0	0	1	100%
Withdrawn/Terminated Students:	0	0												0	0%
Graduates within 150% Program Length:	0	1	0	0	0	0	0	0	0	0	0	0	0	1	100%

GRADUATION RATE	0%	100%	0%	0%	0%	0%	0%	0%	0%	0%	0%	0%	0%	100%
Graduates - Further Education: 	0	0											0	0%
Graduates - Unavailable for Employment: 	0	1											1	100%
Graduates - Available for Employment:	0	0	0	0	0	0	0	0	0	0	0	0	0	0%
Graduates - Employed in Field:	0	0											0	0%
EMPLOYMENT RATE	0%	0%	0%	0%	0%	0%	0%	0%	0%	0%	0%	0%	0%	0%
Graduates - Unrelated Occupation:	0	0											0	0%
Graduates - Unemployed:	0	0											0	0%
Graduates - Unknown:	0	0											0	0%
Non-Graduated Students Who Obtained Training Related Employment	0	0											0	0%
Employment Rate with Non-Graduated Employed Students	0%	0%	0%	0%	0%	0%	0%	0%	0%	0%	0%	0%	0%	0%

LICENSURE / CERTIFICATION EXAMINATION PASS RATES CHART														
Licensure / Certification Name:														
1. Class Start Date:	01/18	07/18												
2. Number of Graduates:	0	1											1	
3. # of Graduates Taking Exam:	0	0											0	
4. # of Graduates Passing Exam:	0	0											0	
5. Percentage of Grads Passing Exam:	0	0	0	0	0	0	0	0	0	0	0	0	0	Avg.
Licensure / Certification Examination Agency Rate:	0	0											0	0
<div>Cancel</div> <div>Save</div>														

Annual Report

Programs

School Info

DMS



HELP ?

Annual Report: **2023**School Number: **070458**School Name: **Smith Chason College**Type: **Main**Annual Report Status: **Not Submitted**Address1: **3580 Wilshire Blvd., 4th Fl.**City: **Los Angeles**State: **CA**Zip: **90010****Graduation and Employment Chart Saved****GRADUATION AND EMPLOYMENT CHART****You must SAVE the G&E form to calculate totals**

Cancel	<input checked="" type="checkbox"/> Complete				Save
Approved Program Title:	Diagnostic Medical Sonography				
Program Code:	164				
Credential:	BS				
Report Date:	7/2023	Program Length in Months:	36		
Beginning Date:	10/2017	End Date:	9/2018	CALCULATE	

Is this chart for a satellite location? ☐ Yes ☒ NoIs this chart for a program offered 100% via Distance Education? ☐ Yes ☒ No**REPORTING PERIOD**

Class Start Date (eg 01/21):	10/17	01/18	07/18											Total	%
Number Started:	7	4	2											13	
Transfers to Another Program/Cohort:	2	1	1											4	31%
Transfers from Another Program/Cohort:	3	1	2											6	46%
Total Starts (+/- Transfers):	8	4	3	0	0	0	0	0	0	0	0	0	0	15	
Unavailable for Graduation:	0	0	0											0	0%
Students Available For Graduation:	8	4	3	0	0	0	0	0	0	0	0	0	0	15	100%
Withdrawn/Terminated Students:	3	0	0											3	20%
Graduates within 150% Program Length:	5	4	3	0	0	0	0	0	0	0	0	0	0	12	80%

GRADUATION RATE	63%	100%	100%	0%	0%	0%	0%	0%	0%	0%	0%	0%	80%	
Graduates - Further Education: 	0	0	0										0	0%
Graduates - Unavailable for Employment: 	0	0	0										0	0%
Graduates - Available for Employment:	5	4	3	0	0	0	0	0	0	0	0	0	12	100%
Graduates - Employed in Field:	3	3	3										9	75%
EMPLOYMENT RATE	60%	75%	100%	0%	0%	0%	0%	0%	0%	0%	0%	0%	75%	
Graduates - Unrelated Occupation:	0	0	0										0	0%
Graduates - Unemployed:	2	1	0										3	25%
Graduates - Unknown:	0	0	0										0	0%
Non-Graduated Students Who Obtained Training Related Employment	0	0	0										0	0%
Employment Rate with Non-Graduated Employed Students	60%	75%	100%	0%	0%	0%	0%	0%	0%	0%	0%	0%	75%	

LICENSURE / CERTIFICATION EXAMINATION PASS RATES CHART														
Licensure / Certification Name:														
1. Class Start Date:	10/17	01/18	07/18											
2. Number of Graduates:	5	4	3										12	
3. # of Graduates Taking Exam:	0	0	0										0	
4. # of Graduates Passing Exam:	0	0	0										0	
5. Percentage of Grads Passing Exam:	0	0	0	0	0	0	0	0	0	0	0	0	0	Avg.
Licensure / Certification Examination Agency Rate:	0	0	0										0	0
<div>Cancel<div>Save</div></div>														

Annual Report

Programs

School Info

DMS



HELP ?

Annual Report: **2023**School Number: **070458**School Name: **Smith Chason College**Type: **Main**Annual Report Status: **Not Submitted**Address1: **3580 Wilshire Blvd., 4th Fl.**City: **Los Angeles**State: **CA**Zip: **90010****Graduation and Employment Chart Saved****GRADUATION AND EMPLOYMENT CHART****You must SAVE the G&E form to calculate totals**

Cancel	<input checked="" type="checkbox"/> Complete				Save
Approved Program Title:	Magnetic Resonance Imaging Qualification Certificate				
Program Code:	160				
Credential:	Certificate				
Report Date:	7/2023	Program Length in Months:	9		
Beginning Date:	3/2021	End Date:	2/2022	CALCULATE	

Is this chart for a satellite location? ☐ Yes ☒ NoIs this chart for a program offered 100% via Distance Education? ☐ Yes ☒ No**REPORTING PERIOD**

Class Start Date (eg 01/21):	10/21													Total	%
Number Started:	2													2	
Transfers to Another Program/Cohort:	0													0	0%
Transfers from Another Program/Cohort:	0													0	0%
Total Starts (+/- Transfers):	2	0	0	0	0	0	0	0	0	0	0	0	0	2	
Unavailable for Graduation:	0													0	0%
Students Available For Graduation:	2	0	0	0	0	0	0	0	0	0	0	0	0	2	100%
Withdrawn/Terminated Students:	0													0	0%
Graduates within 150% Program Length:	2	0	0	0	0	0	0	0	0	0	0	0	0	2	100%

GRADUATION RATE	100%	0%	0%	0%	0%	0%	0%	0%	0%	0%	0%	0%	0%	100%
Graduates - Further Education: 	0												0	0%
Graduates - Unavailable for Employment: 	0												0	0%
Graduates - Available for Employment:	2	0	0	0	0	0	0	0	0	0	0	0	2	100%
Graduates - Employed in Field:	2												2	100%
EMPLOYMENT RATE	100%	0%	0%	0%	0%	0%	0%	0%	0%	0%	0%	0%	100%	
Graduates - Unrelated Occupation:	0												0	0%
Graduates - Unemployed:	0												0	0%
Graduates - Unknown:	0												0	0%
Non-Graduated Students Who Obtained Training Related Employment	0												0	0%
Employment Rate with Non-Graduated Employed Students	100%	0%	0%	0%	0%	0%	0%	0%	0%	0%	0%	0%	100%	

LICENSURE / CERTIFICATION EXAMINATION PASS RATES CHART														
Licensure / Certification Name:														
1. Class Start Date:	10/21													
2. Number of Graduates:	2												2	
3. # of Graduates Taking Exam:	0												0	
4. # of Graduates Passing Exam:	0												0	
5. Percentage of Grads Passing Exam:	0	0	0	0	0	0	0	0	0	0	0	0	0	Avg.
Licensure / Certification Examination Agency Rate:	0												0	0
<div>Cancel</div>												<div>Save</div>		

Annual Report

Programs

School Info

DMS

HELP ?

Annual Report: **2023**School Number: **070458**School Name: **Smith Chason College**Type: **Main**Annual Report Status: **Not Submitted**Address1: **3580 Wilshire Blvd., 4th Fl.**City: **Los Angeles**State: **CA**Zip: **90010****Graduation and Employment Chart Saved**

GRADUATION AND EMPLOYMENT CHART



You must **SAVE** the G&E form to calculate totals

Cancel	<input checked="" type="checkbox"/> Complete				Save
Approved Program Title:	Vocational Nursing				
Program Code:	1715				
Credential:	Diploma				
Report Date:	7/2023	Program Length in Months: ?	15		
Beginning Date:	6/2020	End Date:	5/2021	CALCULATE	

Is this chart for a satellite location? ☐ Yes ☒ No ?Is this chart for a program offered 100% via Distance Education? ☐ Yes ☒ No ?

REPORTING PERIOD

Class Start Date (eg 01/21):	06/20	09/20	01/21	04/21										Total	%
Number Started:	20	20	11	16										67	
Transfers to Another Program/Cohort:	0	0	0	0										0	0%
Transfers from Another Program/Cohort:	0	0	0	0										0	0%
Total Starts (+/- Transfers):	20	20	11	16	0	0	0	0	0	0	0	0	0	67	
Unavailable for Graduation: ?	0	0	0	1										1	1%
Students Available For Graduation:	20	20	11	15	0	0	0	0	0	0	0	0	0	66	99%
Withdrawn/Terminated Students:	8	15	2	5										30	45%
Graduates within 150% Program Length:	12	5	9	10	0	0	0	0	0	0	0	0	0	36	55%

GRADUATION RATE	60%	25%	82%	67%	0%	0%	0%	0%	0%	0%	0%	0%	0%	55%
Graduates - Further Education: 	0	0	0	0									0	0%
Graduates - Unavailable for Employment: 	0	0	0	0									0	0%
Graduates - Available for Employment:	12	5	9	10	0	0	0	0	0	0	0	0	36	100%
Graduates - Employed in Field:	12	4	8	6									30	83%
EMPLOYMENT RATE	100%	80%	89%	60%	0%	0%	0%	0%	0%	0%	0%	0%	83%	
Graduates - Unrelated Occupation:	0	0	0	0									0	0%
Graduates - Unemployed:	0	1	1	4									6	17%
Graduates - Unknown:	0	0	0	0									0	0%
Non-Graduated Students Who Obtained Training Related Employment	0	0	0	0									0	0%
Employment Rate with Non-Graduated Employed Students	100%	80%	89%	60%	0%	0%	0%	0%	0%	0%	0%	0%	83%	

LICENSURE / CERTIFICATION EXAMINATION PASS RATES CHART														
Licensure / Certification Name:	BVNPT													
1. Class Start Date:	06/20	09/20	01/21	04/21										
2. Number of Graduates:	12	5	9	10									36	
3. # of Graduates Taking Exam:	12	4	9	9									34	
4. # of Graduates Passing Exam:	12	3	9	8									32	
5. Percentage of Grads Passing Exam:	100	75	100	89	0	0	0	0	0	0	0	0	94	Avg.
Licensure / Certification Examination Agency Rate:	0	0	0	0									0	0
<div>Cancel<div>Save</div></div>														



Smith Chason College
WCUI School of Medical Imaging
Smith Chason School of Nursing
Los Angeles | Ontario | Phoenix | San Marcos

Retention Charts



Smith Chason College
smithchason.edu | wcui.edu | smithchason.com
888.315.4993



Annual Report

Programs

School Info

DMS

HELP ?

Annual Report: **2023**School Number: **070458**School Name: **Smith Chason College**Type: **Main**Annual Report Status: **Not Submitted**Address1: **3580 Wilshire Blvd., 4th Fl.**City: **Los Angeles**State: **CA**Zip: **90010**

Retention Chart Saved

RETENTION CHART

Cancel	<input checked="" type="checkbox"/> Complete		Save
Approved Program Title	Nursing		
Program Code	1720		
Credential	AD		
Report Date	7/2023	Program Length in Months:	24
Cohort Start Date help	1/2022	Cohort End Date:	4/2023
		CALCULATE	

REPORTING PERIOD

	01/22	04/22	07/22	10/22	01/23	04/23								Total	%
1 Cohort Start Date (e.g. 01/21)															
2 Percentage of Program Completed as of Report Date	76%	63%	51%	38%	25%	13%	0%	0%	0%	0%	0%	0%			
3 Percentage of Program Remaining as of Report Date	24%	37%	49%	62%	75%	87%	100%	100%	100%	100%	100%	100%			
4 Number Started	3	24	14	27	15	30							113		
5 Transfers to Another Program	0	0	0	0	0	0							0	0%	
6 Transfers from Another Program	0	0	0	0	0	0							0	0%	
7 Total Starts (+/- Transfers)	3	24	14	27	15	30	0	0	0	0	0	0	113		
8 Unavailable for Retention	0	0	0	0	0	0							0	0%	
9 Students Available For Retention	3	24	14	27	15	30	0	0	0	0	0	0	113	100%	
10 Withdrawn/Terminated Students	0	2	2	2	2	5							13	12%	
11 Total Retained Students	3	22	12	25	13	25	0	0	0	0	0	0	100	88%	
12 Cohort Retention Rate	100%	92%	86%	93%	87%	83%	0%	0%	0%	0%	0%	0%		88%	

13	Percentage of Program Completed	15%	25%	50%	75%
14	Total Students Retained	75	75	37	3
15	Total Students	83	83	41	3
16	Program Retention Rates	90%	90%	90%	100%

Cancel

Save

Annual Report

Programs

School Info

DMS

HELP ?

Annual Report: **2023**School Number: **070458**School Name: **Smith Chason College**Type: **Main**Annual Report Status: **Not Submitted**Address1: **3580 Wilshire Blvd., 4th Fl.**City: **Los Angeles**State: **CA**Zip: **90010**

Retention Chart Saved

RETENTION CHART

Cancel		<input checked="" type="checkbox"/> Complete		Save	
Approved Program Title	Adult and Pediatric Cardiovascular Sonography				
Program Code	164				
Credential	BS				
Report Date	7/2023	Program Length in Months: ?	36		
Cohort Start Date help	4/2021	Cohort End Date: ?	2/2023		
					CALCULATE

REPORTING PERIOD

														Total	%
1	Cohort Start Date (e.g. 01/21) ?														
2	Percentage of Program Completed as of Report Date	0%	0%	0%	0%	0%	0%	0%	0%	0%	0%	0%	0%		
3	Percentage of Program Remaining as of Report Date	100%	100%	100%	100%	100%	100%	100%	100%	100%	100%	100%	100%		
4	Number Started													0	
5	Transfers to Another Program													0	0%
6	Transfers from Another Program													0	0%
7	Total Starts (+/- Transfers)	0	0	0	0	0	0	0	0	0	0	0	0	0	
8	Unavailable for Retention													0	0%
9	Students Available For Retention	0	0	0	0	0	0	0	0	0	0	0	0	0	0%
10	Withdrawn/Terminated Students													0	0%
11	Total Retained Students	0	0	0	0	0	0	0	0	0	0	0	0	0	0%
12	Cohort Retention Rate	0%	0%	0%	0%	0%	0%	0%	0%	0%	0%	0%	0%	0%	0%

13	Percentage of Program Completed	15%	25%	50%	75%
14	Total Students Retained	0	0	0	0
15	Total Students	0	0	0	0
16	Program Retention Rates	0%	0%	0%	0%

Cancel

Save

Annual Report

Programs

School Info

DMS

HELP ?


Annual Report: **2023**School Number: **070458**School Name: **Smith Chason College**Type: **Main**Annual Report Status: **Not Submitted**Address1: **3580 Wilshire Blvd., 4th Fl.**City: **Los Angeles**State: **CA**Zip: **90010**

Retention Chart Saved

RETENTION CHART

Cancel	<input checked="" type="checkbox"/> Complete		Save
Approved Program Title	Magnetic Resonance Imaging (Long)		
Program Code	160		
Credential	Diploma		
Report Date	7/2023	Program Length in Months: <input type="text" value="15"/>	
Cohort Start Date help	8/2022	Cohort End Date: <input type="text" value="5/2023"/>	CALCULATE

REPORTING PERIOD

														Total	%
1	Cohort Start Date (e.g. 01/21) 														
2	Percentage of Program Completed as of Report Date	0%	0%	0%	0%	0%	0%	0%	0%	0%	0%	0%	0%		
3	Percentage of Program Remaining as of Report Date	100%	100%	100%	100%	100%	100%	100%	100%	100%	100%	100%	100%		
4	Number Started													0	
5	Transfers to Another Program													0	0%
6	Transfers from Another Program													0	0%
7	Total Starts (+/- Transfers)	0	0	0	0	0	0	0	0	0	0	0	0	0	
8	Unavailable for Retention													0	0%
9	Students Available For Retention	0	0	0	0	0	0	0	0	0	0	0	0	0	0%
10	Withdrawn/Terminated Students													0	0%
11	Total Retained Students	0	0	0	0	0	0	0	0	0	0	0	0	0	0%
12	Cohort Retention Rate	0%	0%	0%	0%	0%	0%	0%	0%	0%	0%	0%	0%	0%	0%

13	Percentage of Program Completed	15%	25%	50%	75%
14	Total Students Retained	0	0	0	0
15	Total Students	0	0	0	0
16	Program Retention Rates	0%	0%	0%	0%

Cancel

Save

Annual Report

Programs

School Info

DMS

HELP ?

Annual Report: **2023**School Number: **070458**School Name: **Smith Chason College**Type: **Main**Annual Report Status: **Not Submitted**Address1: **3580 Wilshire Blvd., 4th Fl.**City: **Los Angeles**State: **CA**Zip: **90010**

Retention Chart Saved

RETENTION CHART

Cancel	<input checked="" type="checkbox"/> Complete		Save
Approved Program Title	Pediatric Cardiac Ultrasound and Congenital Heart Disease (PED Echo)		
Program Code	170		
Credential	Diploma		
Report Date	7/2023	Program Length in Months: <input type="text" value="9"/>	
Cohort Start Date help	1/2023	Cohort End Date: <input type="text" value="6/2023"/>	CALCULATE

REPORTING PERIOD

														Total	%
1	Cohort Start Date (e.g. 01/21)														
2	Percentage of Program Completed as of Report Date	0%	0%	0%	0%	0%	0%	0%	0%	0%	0%	0%	0%		
3	Percentage of Program Remaining as of Report Date	100%	100%	100%	100%	100%	100%	100%	100%	100%	100%	100%	100%		
4	Number Started													0	
5	Transfers to Another Program													0	0%
6	Transfers from Another Program													0	0%
7	Total Starts (+/- Transfers)	0	0	0	0	0	0	0	0	0	0	0	0	0	
8	Unavailable for Retention													0	0%
9	Students Available For Retention	0	0	0	0	0	0	0	0	0	0	0	0	0	0%
10	Withdrawn/Terminated Students													0	0%
11	Total Retained Students	0	0	0	0	0	0	0	0	0	0	0	0	0	0%
12	Cohort Retention Rate	0%	0%	0%	0%	0%	0%	0%	0%	0%	0%	0%	0%	0%	0%

13	Percentage of Program Completed	15%	25%	50%	75%
14	Total Students Retained	0	0	0	0
15	Total Students	0	0	0	0
16	Program Retention Rates	0%	0%	0%	0%

Cancel

Save



Smith Chason College
WCUI School of Medical Imaging
Smith Chason School of Nursing
Los Angeles | Ontario | Phoenix | San Marcos

Ontario Campus



Smith Chason College
smithchason.edu | wcui.edu | smithchason.com
888.315.4993



Annual Report: **2023**School Number: **072401**School Name: **Smith Chason College**Type: **Branch** Annual Report Status: **Not Submitted**Address: **3700 E. Inland Empire Blvd., Ste. 235**City: **Ontario** State: **CA**Zip: **91764**

Graduation and Employment Chart Saved

GRADUATION AND EMPLOYMENT CHART



You must **SAVE** the G&E form to calculate totals

Cancel		<input checked="" type="checkbox"/> Complete		Save	
Approved Program Title:	Cardiovascular Sonography				
Program Code:	164				
Credential:	AAS				
Report Date:	7/2023	Program Length in Months:	21		
Beginning Date:	9/2019	End Date:	8/2020	CALCULATE	

Is this chart for a satellite location? ☐ Yes ☒ NoIs this chart for a program offered 100% via Distance Education? ☐ Yes ☒ No

REPORTING PERIOD

Class Start Date (eg 01/21):	09/19	01/20	03/20	06/20										Total	%
Number Started:	12	12	10	8										42	
Transfers to Another Program/Cohort:	0	0	0	0										0	0%
Transfers from Another Program/Cohort:	0	2	0	0										2	5%
Total Starts (+/- Transfers):	12	14	10	8	0	0	0	0	0	0	0	0	0	44	
Unavailable for Graduation:	0	0	1	0										1	2%
Students Available For Graduation:	12	14	9	8	0	0	0	0	0	0	0	0	0	43	98%
Withdrawn/Terminated Students:	2	4	3	1										10	23%
Graduates within 150% Program Length:	10	10	6	7	0	0	0	0	0	0	0	0	0	33	77%

GRADUATION RATE	83%	71%	67%	88%	0%	0%	0%	0%	0%	0%	0%	0%	0%	77%
Graduates - Further Education: 	0	0	0	0									0	0%
Graduates - Unavailable for Employment: 	0	0	0	0									0	0%
Graduates - Available for Employment:	10	10	6	7	0	0	0	0	0	0	0	0	33	100%
Graduates - Employed in Field:	8	8	5	6									27	82%
EMPLOYMENT RATE	80%	80%	83%	86%	0%	0%	0%	0%	0%	0%	0%	0%		82%
Graduates - Unrelated Occupation:	0	0	1	0									1	3%
Graduates - Unemployed:	0	2	0	1									3	9%
Graduates - Unknown:	2	0	0	0									2	6%
Non-Graduated Students Who Obtained Training Related Employment	0	0	0	0									0	0%
Employment Rate with Non-Graduated Employed Students	80%	80%	83%	86%	0%	0%	0%	0%	0%	0%	0%	0%		82%



LICENSURE / CERTIFICATION EXAMINATION PASS RATES CHART														
Licensure / Certification Name:														
1. Class Start Date:	09/19	01/20	03/20	06/20										
2. Number of Graduates:	10	10	6	7									33	
3. # of Graduates Taking Exam:	0	0	0	0									0	
4. # of Graduates Passing Exam:	0	0	0	0									0	
5. Percentage of Grads Passing Exam:	0	0	0	0	0	0	0	0	0	0	0	0	0	Avg.
Licensure / Certification Examination Agency Rate:	0	0	0	0									0	0
<div>Cancel</div> <div>Save</div>														

Annual Report: **2023**School Number: **072401**School Name: **Smith Chason College**Type: **Branch** Annual Report Status: **Not Submitted**Address: **3700 E. Inland Empire Blvd., Ste. 235**City: **Ontario** State: **CA**Zip: **91764****Graduation and Employment Chart Saved****GRADUATION AND EMPLOYMENT CHART****You must SAVE the G&E form to calculate totals**

Cancel		<input checked="" type="checkbox"/> Complete		Save	
Approved Program Title:	Cardiovascular Sonography				
Program Code:	164				
Credential:	AAS				
Report Date:	7/2023	Program Length in Months:	24		
Beginning Date:	4/2019	End Date:	3/2020	CALCULATE	

Is this chart for a satellite location? ☐ Yes ☒ NoIs this chart for a program offered 100% via Distance Education? ☐ Yes ☒ No**REPORTING PERIOD**

Class Start Date (eg 01/21):	04/19	07/19	09/19	01/20	03/20									Total	%
Number Started:	3	7	4	12	1									27	
Transfers to Another Program/Cohort:	0	0	0	0	0									0	0%
Transfers from Another Program/Cohort:	0	0	0	2	0									2	7%
Total Starts (+/- Transfers):	3	7	4	14	1	0	0	0	0	0	0	0	0	29	
Unavailable for Graduation:	0	0	0	0	0									0	0%
Students Available For Graduation:	3	7	4	14	1	0	0	0	0	0	0	0	0	29	100%
Withdrawn/Terminated Students:	2	2	1	4	0									9	31%
Graduates within 150% Program Length:	1	5	3	10	1	0	0	0	0	0	0	0	0	20	69%

GRADUATION RATE	33%	71%	75%	71%	100%	0%	0%	0%	0%	0%	0%	0%		69%
Graduates - Further Education: 	0	0	0	0	0								0	0%
Graduates - Unavailable for Employment: 	0	0	0	0	0								0	0%
Graduates - Available for Employment:	1	5	3	10	1	0	0	0	0	0	0	0	20	100%
Graduates - Employed in Field:	0	4	2	9	1								16	80%
EMPLOYMENT RATE	0%	80%	67%	90%	100%	0%	0%	0%	0%	0%	0%	0%		80%
Graduates - Unrelated Occupation:	0	0	1	0	0								1	5%
Graduates - Unemployed:	1	0	0	1	0								2	10%
Graduates - Unknown:	0	1	0	0	0								1	5%
Non-Graduated Students Who Obtained Training Related Employment	0	0	0	0	0								0	0%
Employment Rate with Non-Graduated Employed Students	0%	80%	67%	90%	100%	0%	0%	0%	0%	0%	0%	0%		80%



LICENSURE / CERTIFICATION EXAMINATION PASS RATES CHART														
Licensure / Certification Name:														
1. Class Start Date:	04/19	07/19	09/19	01/20	03/20									
2. Number of Graduates:	1	5	3	10	1								20	
3. # of Graduates Taking Exam:	0	0	0	0	0								0	
4. # of Graduates Passing Exam:	0	0	0	0	0								0	
5. Percentage of Grads Passing Exam:	0	0	0	0	0	0	0	0	0	0	0	0	0	Avg.
Licensure / Certification Examination Agency Rate:	0	0	0	0	0								0	0
<div>Cancel</div> <div>Save</div>														

Annual Report: **2023**School Number: **072401**School Name: **Smith Chason College**Type: **Branch** Annual Report Status: **Not Submitted**Address: **3700 E. Inland Empire Blvd., Ste. 235**City: **Ontario** State: **CA**Zip: **91764****Graduation and Employment Chart Saved****GRADUATION AND EMPLOYMENT CHART****You must SAVE the G&E form to calculate totals**

Cancel		<input checked="" type="checkbox"/> Complete		Save	
Approved Program Title:	Diagnostic Medical Sonography				
Program Code:	164				
Credential:	AAS				
Report Date:	7/2023	Program Length in Months:	21		
Beginning Date:	9/2019	End Date:	8/2020	CALCULATE	

Is this chart for a satellite location? ☐ Yes ☒ NoIs this chart for a program offered 100% via Distance Education? ☐ Yes ☒ No**REPORTING PERIOD**

Class Start Date (eg 01/21):	09/19	01/20	03/20	06/20										Total	%
Number Started:	23	24	17	12										76	
Transfers to Another Program/Cohort:	1	0	1	0										2	3%
Transfers from Another Program/Cohort:	1	1	0	0										2	3%
Total Starts (+/- Transfers):	23	25	16	12	0	0	0	0	0	0	0	0	0	76	
Unavailable for Graduation:	0	1	2	0										3	4%
Students Available For Graduation:	23	24	14	12	0	0	0	0	0	0	0	0	0	73	96%
Withdrawn/Terminated Students:	7	5	5	8										25	33%
Graduates within 150% Program Length:	16	19	9	4	0	0	0	0	0	0	0	0	0	48	66%

GRADUATION RATE	70%	79%	64%	33%	0%	0%	0%	0%	0%	0%	0%	0%	66%
Graduates - Further Education: 	2	0	1	0								3	6%
Graduates - Unavailable for Employment: 	0	0	0	0								0	0%
Graduates - Available for Employment:	14	19	8	4	0	0	0	0	0	0	0	45	94%
Graduates - Employed in Field:	10	17	4	3								34	76%
EMPLOYMENT RATE	71%	89%	50%	75%	0%	0%	0%	0%	0%	0%	0%	76%	
Graduates - Unrelated Occupation:	1	1	2	0								4	9%
Graduates - Unemployed:	3	1	1	1								6	13%
Graduates - Unknown:	0	0	1	0								1	2%
Non-Graduated Students Who Obtained Training Related Employment	0	0	0	0								0	0%
Employment Rate with Non-Graduated Employed Students	71%	89%	50%	75%	0%	0%	0%	0%	0%	0%	0%	76%	



LICENSURE / CERTIFICATION EXAMINATION PASS RATES CHART														
Licensure / Certification Name:														
1. Class Start Date:	09/19	01/20	03/20	06/20										
2. Number of Graduates:	16	19	9	4									48	
3. # of Graduates Taking Exam:	0	0	0	0									0	
4. # of Graduates Passing Exam:	0	0	0	0									0	
5. Percentage of Grads Passing Exam:	0	0	0	0	0	0	0	0	0	0	0	0	0	Avg.
Licensure / Certification Examination Agency Rate:	0	0	0	0									0	0
Cancel											Save			

Annual Report: **2023**School Number: **072401**School Name: **Smith Chason College**Type: **Branch** Annual Report Status: **Not Submitted**Address: **3700 E. Inland Empire Blvd., Ste. 235**City: **Ontario** State: **CA**Zip: **91764****Graduation and Employment Chart Saved****GRADUATION AND EMPLOYMENT CHART****You must SAVE the G&E form to calculate totals**

Cancel		<input checked="" type="checkbox"/> Complete		Save	
Approved Program Title:	Diagnostic Medical Sonography				
Program Code:	164				
Credential:	AAS				
Report Date:	7/2023	Program Length in Months:	24		
Beginning Date:	4/2019	End Date:	3/2020	CALCULATE	

Is this chart for a satellite location? ☐ Yes ☒ NoIs this chart for a program offered 100% via Distance Education? ☐ Yes ☒ No**REPORTING PERIOD**

Class Start Date (eg 01/21):	04/19	07/19	09/19	03/20										Total	%
Number Started:	13	11	14	7										45	
Transfers to Another Program/Cohort:	2	0	0	0										2	4%
Transfers from Another Program/Cohort:	0	0	0	0										0	0%
Total Starts (+/- Transfers):	11	11	14	7	0	0	0	0	0	0	0	0	0	43	
Unavailable for Graduation:	0	0	0	0										0	0%
Students Available For Graduation:	11	11	14	7	0	0	0	0	0	0	0	0	0	43	100%
Withdrawn/Terminated Students:	2	5	2	0										9	21%
Graduates within 150% Program Length:	9	6	12	7	0	0	0	0	0	0	0	0	0	34	79%

GRADUATION RATE	82%	55%	86%	100%	0%	0%	0%	0%	0%	0%	0%	0%	0%	79%
Graduates - Further Education: 	0	0	0	0									0	0%
Graduates - Unavailable for Employment: 	0	0	1	1									2	6%
Graduates - Available for Employment:	9	6	11	6	0	0	0	0	0	0	0	0	32	94%
Graduates - Employed in Field:	6	5	9	6									26	81%
EMPLOYMENT RATE	67%	83%	82%	100%	0%	0%	0%	0%	0%	0%	0%	0%		81%
Graduates - Unrelated Occupation:	0	1	1	0									2	6%
Graduates - Unemployed:	3	0	0	0									3	9%
Graduates - Unknown:	0	0	1	0									1	3%
Non-Graduated Students Who Obtained Training Related Employment	0	0	0	0									0	0%
Employment Rate with Non-Graduated Employed Students	67%	83%	82%	100%	0%	0%	0%	0%	0%	0%	0%	0%		81%



LICENSURE / CERTIFICATION EXAMINATION PASS RATES CHART														
Licensure / Certification Name:														
1. Class Start Date:	04/19	07/19	09/19	03/20										
2. Number of Graduates:	9	6	12	7									34	
3. # of Graduates Taking Exam:	0	0	0	0									0	
4. # of Graduates Passing Exam:	0	0	0	0									0	
5. Percentage of Grads Passing Exam:	0	0	0	0	0	0	0	0	0	0	0	0	0	Avg.
Licensure / Certification Examination Agency Rate:	0	0	0	0									0	0
<div>Cancel</div> <div>Save</div>														

Annual Report: **2023**School Number: **072401**School Name: **Smith Chason College**Type: **Branch** Annual Report Status: **Not Submitted**Address: **3700 E. Inland Empire Blvd., Ste. 235**City: **Ontario** State: **CA**Zip: **91764****Graduation and Employment Chart Saved****GRADUATION AND EMPLOYMENT CHART****You must SAVE the G&E form to calculate totals**

Cancel		<input checked="" type="checkbox"/> Complete		Save	
Approved Program Title:	Magnetic Resonance Imaging				
Program Code:	160				
Credential:	AAS				
Report Date:	7/2023	Program Length in Months:	21		
Beginning Date:	9/2019	End Date:	8/2020	CALCULATE	

Is this chart for a satellite location? ☐ Yes ☒ NoIs this chart for a program offered 100% via Distance Education? ☐ Yes ☒ No**REPORTING PERIOD**

Class Start Date (eg 01/21):	09/19	01/20	03/20	06/20										Total	%
Number Started:	16	11	11	14										52	
Transfers to Another Program/Cohort:	0	0	0	0										0	0%
Transfers from Another Program/Cohort:	0	0	0	0										0	0%
Total Starts (+/- Transfers):	16	11	11	14	0	0	0	0	0	0	0	0	0	52	
Unavailable for Graduation:	0	0	0	0										0	0%
Students Available For Graduation:	16	11	11	14	0	0	0	0	0	0	0	0	0	52	100%
Withdrawn/Terminated Students:	4	4	3	3										14	27%
Graduates within 150% Program Length:	12	7	8	11	0	0	0	0	0	0	0	0	0	38	73%

GRADUATION RATE	75%	64%	73%	79%	0%	0%	0%	0%	0%	0%	0%	0%		73%
Graduates - Further Education: 	0	0	0	0									0	0%
Graduates - Unavailable for Employment: 	0	0	0	0									0	0%
Graduates - Available for Employment:	12	7	8	11	0	0	0	0	0	0	0	0	38	100%
Graduates - Employed in Field:	10	5	8	8									31	82%
EMPLOYMENT RATE	83%	71%	100%	73%	0%	0%	0%	0%	0%	0%	0%	0%		82%
Graduates - Unrelated Occupation:	2	1	0	2									5	13%
Graduates - Unemployed:	0	1	0	1									2	5%
Graduates - Unknown:	0	0	0	0									0	0%
Non-Graduated Students Who Obtained Training Related Employment	0	0	0	0									0	0%
Employment Rate with Non-Graduated Employed Students	83%	71%	100%	73%	0%	0%	0%	0%	0%	0%	0%	0%		82%



LICENSURE / CERTIFICATION EXAMINATION PASS RATES CHART														
Licensure / Certification Name:														
1. Class Start Date:	09/19	01/20	03/20	06/20										
2. Number of Graduates:	12	7	8	11									38	
3. # of Graduates Taking Exam:	0	0	0	0									0	
4. # of Graduates Passing Exam:	0	0	0	0									0	
5. Percentage of Grads Passing Exam:	0	0	0	0	0	0	0	0	0	0	0	0	0	Avg.
Licensure / Certification Examination Agency Rate:	0	0	0	0									0	0
<div>Cancel</div> <div>Save</div>														

Annual Report: **2023**School Number: **072401**School Name: **Smith Chason College**Type: **Branch** Annual Report Status: **Not Submitted**Address: **3700 E. Inland Empire Blvd., Ste. 235**City: **Ontario** State: **CA**Zip: **91764****Graduation and Employment Chart Saved****GRADUATION AND EMPLOYMENT CHART****You must SAVE the G&E form to calculate totals**

Cancel		<input checked="" type="checkbox"/> Complete		Save	
Approved Program Title:	Diagnostic Cardiovascular Sonography				
Program Code:	164				
Credential:	BS				
Report Date:	7/2023	Program Length in Months:	36		
Beginning Date:	10/2017	End Date:	9/2018	CALCULATE	

Is this chart for a satellite location? ☐ Yes ☒ NoIs this chart for a program offered 100% via Distance Education? ☐ Yes ☒ No**REPORTING PERIOD**

Class Start Date (eg 01/21):	04/18	07/18												Total	%
Number Started:	1	0												1	
Transfers to Another Program/Cohort:	0	0												0	0%
Transfers from Another Program/Cohort:	2	1												3	300%
Total Starts (+/- Transfers):	3	1	0	0	0	0	0	0	0	0	0	0	0	4	
Unavailable for Graduation:	0	0												0	0%
Students Available For Graduation:	3	1	0	0	0	0	0	0	0	0	0	0	0	4	100%
Withdrawn/Terminated Students:	2	0												2	50%
Graduates within 150% Program Length:	1	1	0	0	0	0	0	0	0	0	0	0	0	2	50%

GRADUATION RATE	33%	100%	0%	0%	0%	0%	0%	0%	0%	0%	0%	0%	0%	50%
Graduates - Further Education: 	0	0											0	0%
Graduates - Unavailable for Employment: 	0	0											0	0%
Graduates - Available for Employment:	1	1	0	0	0	0	0	0	0	0	0	0	2	100%
Graduates - Employed in Field:	1	1											2	100%
EMPLOYMENT RATE	100%	100%	0%	0%	0%	0%	0%	0%	0%	0%	0%	0%	100%	
Graduates - Unrelated Occupation:	0	0											0	0%
Graduates - Unemployed:	0	0											0	0%
Graduates - Unknown:	0	0											0	0%
Non-Graduated Students Who Obtained Training Related Employment	0	0											0	0%
Employment Rate with Non-Graduated Employed Students	100%	100%	0%	0%	0%	0%	0%	0%	0%	0%	0%	0%	100%	

LICENSURE / CERTIFICATION EXAMINATION PASS RATES CHART														
Licensure / Certification Name:														
1. Class Start Date:	04/18	07/18												
2. Number of Graduates:	1	1											2	
3. # of Graduates Taking Exam:	0	0											0	
4. # of Graduates Passing Exam:	0	0											0	
5. Percentage of Grads Passing Exam:	0	0	0	0	0	0	0	0	0	0	0	0	0	Avg.
Licensure / Certification Examination Agency Rate:	0	0											0	0
Cancel											Save			

Annual Report: **2023**School Number: **072401**School Name: **Smith Chason College**Type: **Branch** Annual Report Status: **Not Submitted**
 Address: **3700 E. Inland Empire Blvd., Ste. 235**
 City: **Ontario** State: **CA** Zip: **91764**

Graduation and Employment Chart Saved

GRADUATION AND EMPLOYMENT CHART



You must **SAVE** the G&E form to calculate totals

Cancel		<input checked="" type="checkbox"/> Complete		Save	
Approved Program Title:	Diagnostic Medical Sonography				
Program Code:	164				
Credential:	BS				
Report Date:	7/2023	Program Length in Months:	36		
Beginning Date:	10/2017	End Date:	9/2018	CALCULATE	

Is this chart for a satellite location? ☐ Yes ☒ NoIs this chart for a program offered 100% via Distance Education? ☐ Yes ☒ No

REPORTING PERIOD

Class Start Date (eg 01/21):	10/17	01/18	04/18	07/18									Total	%
Number Started:	8	8	1	2									19	
Transfers to Another Program/Cohort:	0	1	0	0									1	5%
Transfers from Another Program/Cohort:	0	0	1	0									1	5%
Total Starts (+/- Transfers):	8	7	2	2	0	0	0	0	0	0	0	0	19	
Unavailable for Graduation:	0	0	0	0									0	0%
Students Available For Graduation:	8	7	2	2	0	0	0	0	0	0	0	0	19	100%
Withdrawn/Terminated Students:	4	4	0	0									8	42%
Graduates within 150% Program Length:	4	3	2	2	0	0	0	0	0	0	0	0	11	58%

GRADUATION RATE	50%	43%	100%	100%	0%	0%	0%	0%	0%	0%	0%	0%	58%
Graduates - Further Education: 	0	0	0	0								0	0%
Graduates - Unavailable for Employment: 	0	0	0	0								0	0%
Graduates - Available for Employment:	4	3	2	2	0	0	0	0	0	0	0	11	100%
Graduates - Employed in Field:	3	3	2	2								10	91%
EMPLOYMENT RATE	75%	100%	100%	100%	0%	0%	0%	0%	0%	0%	0%	91%	
Graduates - Unrelated Occupation:	0	0	0	0								0	0%
Graduates - Unemployed:	0	0	0	0								0	0%
Graduates - Unknown:	1	0	0	0								1	9%
Non-Graduated Students Who Obtained Training Related Employment	0	0	0	0								0	0%
Employment Rate with Non-Graduated Employed Students	75%	100%	100%	100%	0%	0%	0%	0%	0%	0%	0%	91%	

LICENSURE / CERTIFICATION EXAMINATION PASS RATES CHART														
Licensure / Certification Name:														
1. Class Start Date:	10/17	01/18	04/18	07/18										
2. Number of Graduates:	4	3	2	2									11	
3. # of Graduates Taking Exam:	0	0	0	0									0	
4. # of Graduates Passing Exam:	0	0	0	0									0	
5. Percentage of Grads Passing Exam:	0	0	0	0	0	0	0	0	0	0	0	0	0	Avg.
Licensure / Certification Examination Agency Rate:	0	0	0	0									0	0
<div>Cancel</div> <div>Save</div>														

Annual Report: **2023**School Number: **072401**School Name: **Smith Chason College**Type: **Branch** Annual Report Status: **Not Submitted**Address: **3700 E. Inland Empire Blvd., Ste. 235**City: **Ontario** State: **CA**Zip: **91764**

GRADUATION AND EMPLOYMENT CHART



You must **SAVE** the G&E form to calculate totals

Cancel	<input checked="" type="checkbox"/> Complete				Save
Approved Program Title:	Vocational Nursing				
Program Code:	1715				
Credential:	Diploma				
Report Date:	7/2023	Program Length in Months: ?	15		
Beginning Date:	6/1/2020	End Date:	5/1/2021	CALCULATE	

Is this chart for a satellite location? ☐ Yes ☒ No ?Is this chart for a program offered 100% via Distance Education? ☐ Yes ☒ No ?

REPORTING PERIOD

Class Start Date (eg 01/21):	06/20	09/20	01/21	04/21										Total	%
Number Started:	22	25	23	26										96	
Transfers to Another Program/Cohort:	0	0	0	0										0	0%
Transfers from Another Program/Cohort:	0	0	0	0										0	0%
Total Starts (+/- Transfers):	22	25	23	26	0	0	0	0	0	0	0	0	0	96	
Unavailable for Graduation: ?	0	0	0	0										0	0%
Students Available For Graduation:	22	25	23	26	0	0	0	0	0	0	0	0	0	96	100%
Withdrawn/Terminated Students:	10	12	8	5										35	36%
Graduates within 150% Program Length:	12	13	15	21	0	0	0	0	0	0	0	0	0	61	64%

GRADUATION RATE	55%	52%	65%	81%	0%	0%	0%	0%	0%	0%	0%	0%		64%
Graduates - Further Education: 	0	0	0	0									0	0%
Graduates - Unavailable for Employment: 	0	0	0	0									0	0%
Graduates - Available for Employment:	12	13	15	21	0	0	0	0	0	0	0	0	61	100%
Graduates - Employed in Field:	5	9	11	18									43	70%
EMPLOYMENT RATE	42%	69%	73%	86%	0%	0%	0%	0%	0%	0%	0%	0%		70%
Graduates - Unrelated Occupation:	4	2	0	2									8	13%
Graduates - Unemployed:	1	2	3	1									7	11%
Graduates - Unknown:	2	0	1	0									3	5%
Non-Graduated Students Who Obtained Training Related Employment	0	0	0	0									0	0%
Employment Rate with Non-Graduated Employed Students	42%	69%	73%	86%	0%	0%	0%	0%	0%	0%	0%	0%		70%

LICENSURE / CERTIFICATION EXAMINATION PASS RATES CHART														
Licensure / Certification Name:	BVNPT													
1. Class Start Date:	06/20	09/20	01/21	04/21										
2. Number of Graduates:	12	13	15	21	0	0	0	0	0	0	0	0	61	
3. # of Graduates Taking Exam:	9	12	13	21									55	
4. # of Graduates Passing Exam:	6	9	9	15									39	
5. Percentage of Grads Passing Exam:	67	75	69	71	0	0	0	0	0	0	0	0	71	Avg.
Licensure / Certification Examination Agency Rate:	0	0	0	0									0	0.00
<div>Cancel</div> <div>Save</div>														



Smith Chason College
WCUI School of Medical Imaging
Smith Chason School of Nursing
Los Angeles | Ontario | Phoenix | San Marcos

Retention Charts



Smith Chason College
smithchason.edu | wcui.edu | smithchason.com
888.315.4993



Annual Report

Programs

School Info

DMS

HELP ?

Annual Report: **2023**School Number: **072401**School Name: **Smith Chason College**Type: **Branch** Annual Report Status: **Not Submitted**Address1: **3700 E. Inland Empire Blvd., Ste. 235**City: **Ontario** State: **CA**Zip: **91764**

Retention Chart Saved

RETENTION CHART

Cancel		<input checked="" type="checkbox"/> Complete		Save	
Approved Program Title	Adult and Pediatric Cardiovascular Sonography				
Program Code	164				
Credential	BS				
Report Date	7/2023	Program Length in Months:	36		
Cohort Start Date help	4/2021	Cohort End Date:	2/2023	CALCULATE	

REPORTING PERIOD

1	Cohort Start Date (e.g. 01/21)														Total	%
2	Percentage of Program Completed as of Report Date	0%	0%	0%	0%	0%	0%	0%	0%	0%	0%	0%	0%	0%		
3	Percentage of Program Remaining as of Report Date	100%	100%	100%	100%	100%	100%	100%	100%	100%	100%	100%	100%	100%		
4	Number Started														0	
5	Transfers to Another Program														0	0%
6	Transfers from Another Program														0	0%
7	Total Starts (+/- Transfers)	0	0	0	0	0	0	0	0	0	0	0	0	0	0	
8	Unavailable for Retention														0	0%
9	Students Available For Retention	0	0	0	0	0	0	0	0	0	0	0	0	0	0	0%
10	Withdrawn/Terminated Students														0	0%
11	Total Retained Students	0	0	0	0	0	0	0	0	0	0	0	0	0	0	0%
12	Cohort Retention Rate	0%	0%	0%	0%	0%	0%	0%	0%	0%	0%	0%	0%	0%		0%

13	Percentage of Program Completed	15%	25%	50%	75%
14	Total Students Retained	0	0	0	0
15	Total Students	0	0	0	0
16	Program Retention Rates	0%	0%	0%	0%

Cancel

Save

Annual Report

Programs

School Info

DMS

HELP ?

Annual Report: **2023**School Number: **072401**School Name: **Smith Chason College**Type: **Branch** Annual Report Status: **Not Submitted**Address1: **3700 E. Inland Empire Blvd., Ste. 235**City: **Ontario** State: **CA**Zip: **91764**

Retention Chart Saved

RETENTION CHART

Cancel		<input checked="" type="checkbox"/> Complete		Save	
Approved Program Title	Magnetic Resonance Imaging (Long)				
Program Code	160				
Credential	Diploma				
Report Date	7/2023	Program Length in Months:	15		
Cohort Start Date help	8/2022	Cohort End Date:	5/2023	CALCULATE	

REPORTING PERIOD

1	Cohort Start Date (e.g. 01/21)													Total	%
2	Percentage of Program Completed as of Report Date	0%	0%	0%	0%	0%	0%	0%	0%	0%	0%	0%	0%		
3	Percentage of Program Remaining as of Report Date	100%	100%	100%	100%	100%	100%	100%	100%	100%	100%	100%	100%		
4	Number Started													0	
5	Transfers to Another Program													0	0%
6	Transfers from Another Program													0	0%
7	Total Starts (+/- Transfers)	0	0	0	0	0	0	0	0	0	0	0	0	0	
8	Unavailable for Retention													0	0%
9	Students Available For Retention	0	0	0	0	0	0	0	0	0	0	0	0	0	0%
10	Withdrawn/Terminated Students													0	0%
11	Total Retained Students	0	0	0	0	0	0	0	0	0	0	0	0	0	0%
12	Cohort Retention Rate	0%	0%	0%	0%	0%	0%	0%	0%	0%	0%	0%	0%		0%

13	Percentage of Program Completed	15%	25%	50%	75%
14	Total Students Retained	0	0	0	0
15	Total Students	0	0	0	0
16	Program Retention Rates	0%	0%	0%	0%

Cancel

Save

Annual Report

Programs

School Info

DMS

HELP ?

Annual Report: **2023**School Number: **072401**School Name: **Smith Chason College**Type: **Branch** Annual Report Status: **Not Submitted**Address1: **3700 E. Inland Empire Blvd., Ste. 235**City: **Ontario**State: **CA**Zip: **91764**

Retention Chart Saved

RETENTION CHART

Cancel	<input checked="" type="checkbox"/> Complete		Save
Approved Program Title	Magnetic Resonance Imaging Qualification Certificate		
Program Code	160		
Credential	Certificate		
Report Date	7/2023	Program Length in Months:	9
Cohort Start Date help	1/2023	Cohort End Date:	6/2023
		CALCULATE	

REPORTING PERIOD

1	Cohort Start Date (e.g. 01/21)	04/23												Total	%
2	Percentage of Program Completed as of Report Date	34%	0%	0%	0%	0%	0%	0%	0%	0%	0%	0%	0%		
3	Percentage of Program Remaining as of Report Date	66%	100%	100%	100%	100%	100%	100%	100%	100%	100%	100%	100%		
4	Number Started	1												1	
5	Transfers to Another Program	0												0	0%
6	Transfers from Another Program	0												0	0%
7	Total Starts (+/- Transfers)	1	0	0	0	0	0	0	0	0	0	0	0	1	
8	Unavailable for Retention	0												0	0%
9	Students Available For Retention	1	0	0	0	0	0	0	0	0	0	0	0	1	100%
10	Withdrawn/Terminated Students	0												0	0%
11	Total Retained Students	1	0	0	0	0	0	0	0	0	0	0	0	1	100%
12	Cohort Retention Rate	100%	0%	0%	0%	0%	0%	0%	0%	0%	0%	0%	0%		100%

13	Percentage of Program Completed	15%	25%	50%	75%
14	Total Students Retained	1	1	0	0
15	Total Students	1	1	0	0
16	Program Retention Rates	100%	100%	0%	0%

Cancel

Save

Annual Report

Programs

School Info

DMS

HELP ?

Annual Report: **2023**School Number: **072401**School Name: **Smith Chason College**Type: **Branch** Annual Report Status: **Not Submitted**Address1: **3700 E. Inland Empire Blvd., Ste. 235**City: **Ontario** State: **CA**Zip: **91764**

Retention Chart Saved

RETENTION CHART

Cancel		<input checked="" type="checkbox"/> Complete		Save	
Approved Program Title	Pediatric Cardiac Ultrasound & Congenital Heart Disease (PED Echo)				
Program Code	170				
Credential	Diploma				
Report Date	7/2023	Program Length in Months: ?	9		
Cohort Start Date help	1/2023	Cohort End Date: ?	6/2023	CALCULATE	

REPORTING PERIOD

1	Cohort Start Date (e.g. 01/21) ?													Total	%
2	Percentage of Program Completed as of Report Date	0%	0%	0%	0%	0%	0%	0%	0%	0%	0%	0%	0%		
3	Percentage of Program Remaining as of Report Date	100%	100%	100%	100%	100%	100%	100%	100%	100%	100%	100%	100%		
4	Number Started													0	
5	Transfers to Another Program													0	0%
6	Transfers from Another Program													0	0%
7	Total Starts (+/- Transfers)	0	0	0	0	0	0	0	0	0	0	0	0	0	
8	Unavailable for Retention													0	0%
9	Students Available For Retention	0	0	0	0	0	0	0	0	0	0	0	0	0	0%
10	Withdrawn/Terminated Students													0	0%
11	Total Retained Students	0	0	0	0	0	0	0	0	0	0	0	0	0	0%
12	Cohort Retention Rate	0%	0%	0%	0%	0%	0%	0%	0%	0%	0%	0%	0%		0%

13	Percentage of Program Completed	15%	25%	50%	75%
14	Total Students Retained	0	0	0	0
15	Total Students	0	0	0	0
16	Program Retention Rates	0%	0%	0%	0%

Cancel

Save



Smith Chason College
WCUI School of Medical Imaging
Smith Chason School of Nursing
Los Angeles | Ontario | Phoenix | San Marcos

Phoenix Campus



Smith Chason College
smithchason.edu | wcui.edu | smithchason.com
888.315.4993



Annual Report: **2023**School Number: **072243**School Name: **Smith Chason College**Type: **Branch** Annual Report Status: **Not Submitted**Address1: **3110 N. Central Ave., Ste. L 100**City: **Phoenix** State: **AZ**Zip: **85012****Graduation and Employment Chart Saved**

GRADUATION AND EMPLOYMENT CHART



You must SAVE the G&E form to calculate totals

Cancel	<input checked="" type="checkbox"/> Complete				Save
Approved Program Title:	Cardiovascular Sonography				
Program Code:	164				
Credential:	AAS				
Report Date:	7/2023	Program Length in Months:	21		
Beginning Date:	9/2019	End Date:	8/2020	CALCULATE	

Is this chart for a satellite location? ☐ Yes ☒ NoIs this chart for a program offered 100% via Distance Education? ☐ Yes ☒ No

REPORTING PERIOD

Class Start Date (eg 01/21):	09/19	01/20	03/20	06/20										Total	%
Number Started:	29	14	9	3										55	
Transfers to Another Program/Cohort:	2	1	0	1										4	7%
Transfers from Another Program/Cohort:	1	0	0	0										1	2%
Total Starts (+/- Transfers):	28	13	9	2	0	0	0	0	0	0	0	0	0	52	
Unavailable for Graduation:	1	0	0	0										1	2%
Students Available For Graduation:	27	13	9	2	0	0	0	0	0	0	0	0	0	51	98%
Withdrawn/Terminated Students:	7	2	3	0										12	23%
Graduates within 150% Program Length:	20	11	6	2	0	0	0	0	0	0	0	0	0	39	76%

GRADUATION RATE	74%	85%	67%	100%	0%	0%	0%	0%	0%	0%	0%	0%		76%
Graduates - Further Education: 	0	0	0	0									0	0%
Graduates - Unavailable for Employment: 	0	0	0	0									0	0%
Graduates - Available for Employment:	20	11	6	2	0	0	0	0	0	0	0	0	39	100%
Graduates - Employed in Field:	18	11	5	2									36	92%
EMPLOYMENT RATE	90%	100%	83%	100%	0%	0%	0%	0%	0%	0%	0%	0%		92%
Graduates - Unrelated Occupation:	1	0	1	0									2	5%
Graduates - Unemployed:	0	0	0	0									0	0%
Graduates - Unknown:	1	0	0	0									1	3%
Non-Graduated Students Who Obtained Training Related Employment	0	0	0	0									0	0%
Employment Rate with Non-Graduated Employed Students	90%	100%	83%	100%	0%	0%	0%	0%	0%	0%	0%	0%		92%

LICENSURE / CERTIFICATION EXAMINATION PASS RATES CHART														
Licensure / Certification Name:														
1. Class Start Date:	09/19	01/20	03/20	06/20										
2. Number of Graduates:	20	11	6	2									39	
3. # of Graduates Taking Exam:	0	0	0	0									0	
4. # of Graduates Passing Exam:	0	0	0	0									0	
5. Percentage of Grads Passing Exam:	0	0	0	0	0	0	0	0	0	0	0	0	0	Avg.
Licensure / Certification Examination Agency Rate:	0	0	0	0									0	0
<div>Cancel</div> <div>Save</div>														



Annual Report

Programs

School Info

DMS

HELP ?

Annual Report: **2023**School Number: **072243**School Name: **Smith Chason College**Type: **Branch** Annual Report Status: **Not Submitted**Address1: **3110 N. Central Ave., Ste. L 100**City: **Phoenix** State: **AZ**Zip: **85012****Graduation and Employment Chart Saved**

GRADUATION AND EMPLOYMENT CHART



You must **SAVE** the G&E form to calculate totals

Cancel	<input checked="" type="checkbox"/> Complete				Save
Approved Program Title:	Cardiovascular Sonography				
Program Code:	164				
Credential:	AAS				
Report Date:	7/2023	Program Length in Months: ?	24		
Beginning Date:	4/2019	End Date:	3/2020	CALCULATE	

Is this chart for a satellite location? ☐ Yes ☒ No ?Is this chart for a program offered 100% via Distance Education? ☐ Yes ☒ No ?

REPORTING PERIOD

Class Start Date (eg 01/21):	04/19													Total	%
Number Started:	2													2	
Transfers to Another Program/Cohort:	0													0	0%
Transfers from Another Program/Cohort:	0													0	0%
Total Starts (+/- Transfers):	2	0	0	0	0	0	0	0	0	0	0	0	0	2	
Unavailable for Graduation: ?	0													0	0%
Students Available For Graduation:	2	0	0	0	0	0	0	0	0	0	0	0	0	2	100%
Withdrawn/Terminated Students:	0													0	0%
Graduates within 150% Program Length:	2	0	0	0	0	0	0	0	0	0	0	0	0	2	100%

GRADUATION RATE	100%	0%	0%	0%	0%	0%	0%	0%	0%	0%	0%	0%	0%	100%
Graduates - Further Education: 	0												0	0%
Graduates - Unavailable for Employment: 	0												0	0%
Graduates - Available for Employment:	2	0	0	0	0	0	0	0	0	0	0	0	2	100%
Graduates - Employed in Field:	2												2	100%
EMPLOYMENT RATE	100%	0%	0%	0%	0%	0%	0%	0%	0%	0%	0%	0%	100%	
Graduates - Unrelated Occupation:	0												0	0%
Graduates - Unemployed:	0												0	0%
Graduates - Unknown:	0												0	0%
Non-Graduated Students Who Obtained Training Related Employment	0												0	0%
Employment Rate with Non-Graduated Employed Students	100%	0%	0%	0%	0%	0%	0%	0%	0%	0%	0%	0%	100%	

LICENSURE / CERTIFICATION EXAMINATION PASS RATES CHART														
Licensure / Certification Name:														
1. Class Start Date:	04/19													
2. Number of Graduates:	2												2	
3. # of Graduates Taking Exam:	0												0	
4. # of Graduates Passing Exam:	0												0	
5. Percentage of Grads Passing Exam:	0	0	0	0	0	0	0	0	0	0	0	0	0	Avg.
Licensure / Certification Examination Agency Rate:	0												0	0
<div>Cancel</div>												<div>Save</div>		

Annual Report

Programs

School Info

DMS

HELP ?

Annual Report: **2023**School Number: **072243**School Name: **Smith Chason College**Type: **Branch** Annual Report Status: **Not Submitted**Address1: **3110 N.****Central Ave.,
Ste. L 100**City: **Phoenix** State: **AZ**Zip: **85012****Graduation and Employment Chart Saved**

GRADUATION AND EMPLOYMENT CHART



You must SAVE the G&E form to calculate totals

Cancel	<input checked="" type="checkbox"/> Complete				Save
Approved Program Title:	Diagnostic Medical Sonography				
Program Code:	164				
Credential:	AAS				
Report Date:	7/2023	Program Length in Months: ?	21		
Beginning Date:	9/2019	End Date:	8/2020	CALCULATE	

Is this chart for a satellite location? ☐ Yes ☒ No ?Is this chart for a program offered 100% via Distance Education? ☐ Yes ☒ No ?

REPORTING PERIOD

Class Start Date (eg 01/21):	09/19	01/20	03/20	06/20										Total	%
Number Started:	30	17	19	15										81	
Transfers to Another Program/Cohort:	0	0	0	0										0	0%
Transfers from Another Program/Cohort:	1	0	0	0										1	1%
Total Starts (+/- Transfers):	31	17	19	15	0	0	0	0	0	0	0	0	0	82	
Unavailable for Graduation: ?	0	0	0	0										0	0%
Students Available For Graduation:	31	17	19	15	0	0	0	0	0	0	0	0	0	82	100%
Withdrawn/Terminated Students:	8	5	5	5										23	28%
Graduates within 150% Program Length:	23	12	14	10	0	0	0	0	0	0	0	0	0	59	72%

GRADUATION RATE	74%	71%	74%	67%	0%	0%	0%	0%	0%	0%	0%	0%		72%
Graduates - Further Education: 	0	0	0	0									0	0%
Graduates - Unavailable for Employment: 	0	0	0	0									0	0%
Graduates - Available for Employment:	23	12	14	10	0	0	0	0	0	0	0	0	59	100%
Graduates - Employed in Field:	19	5	11	9									44	75%
EMPLOYMENT RATE	83%	42%	79%	90%	0%	0%	0%	0%	0%	0%	0%	0%		75%
Graduates - Unrelated Occupation:	1	5	3	1									10	17%
Graduates - Unemployed:	1	2	0	0									3	5%
Graduates - Unknown:	2	0	0	0									2	3%
Non-Graduated Students Who Obtained Training Related Employment	0	0	0	0									0	0%
Employment Rate with Non-Graduated Employed Students	83%	42%	79%	90%	0%	0%	0%	0%	0%	0%	0%	0%		75%

LICENSURE / CERTIFICATION EXAMINATION PASS RATES CHART														
Licensure / Certification Name:														
1. Class Start Date:	09/19	01/20	03/20	06/20										
2. Number of Graduates:	23	12	14	10									59	
3. # of Graduates Taking Exam:	0	0	0	0									0	
4. # of Graduates Passing Exam:	0	0	0	0									0	
5. Percentage of Grads Passing Exam:	0	0	0	0	0	0	0	0	0	0	0	0	0	Avg.
Licensure / Certification Examination Agency Rate:	0	0	0	0									0	0
<div>Cancel<div>Save</div></div>														

Annual Report: **2023**School Number: **072243**School Name: **Smith Chason College**Type: **Branch** Annual Report Status: **Not Submitted**Address1: **3110 N. Central Ave., Ste. L 100**City: **Phoenix** State: **AZ**Zip: **85012****Graduation and Employment Chart Saved**

GRADUATION AND EMPLOYMENT CHART



You must **SAVE** the G&E form to calculate totals

Cancel		<input checked="" type="checkbox"/> Complete		Save	
Approved Program Title:	Diagnostic Medical Sonography				
Program Code:	164				
Credential:	AAS				
Report Date:	7/2023	Program Length in Months: ?	24		
Beginning Date:	4/2019	End Date:	3/2020	CALCULATE	

Is this chart for a satellite location? ☐ Yes ☒ No ?Is this chart for a program offered 100% via Distance Education? ☐ Yes ☒ No ?

REPORTING PERIOD

Class Start Date (eg 01/21):	04/19													Total	%
Number Started:	11													11	
Transfers to Another Program/Cohort:	1													1	9%
Transfers from Another Program/Cohort:	2													2	18%
Total Starts (+/- Transfers):	12	0	0	0	0	0	0	0	0	0	0	0	0	12	
Unavailable for Graduation: ?	0													0	0%
Students Available For Graduation:	12	0	0	0	0	0	0	0	0	0	0	0	0	12	100%
Withdrawn/Terminated Students:	3													3	25%
Graduates within 150% Program Length:	9	0	0	0	0	0	0	0	0	0	0	0	0	9	75%

GRADUATION RATE	75%	0%	0%	0%	0%	0%	0%	0%	0%	0%	0%	0%	0%	75%
Graduates - Further Education: 	0												0	0%
Graduates - Unavailable for Employment: 	0												0	0%
Graduates - Available for Employment:	9	0	0	0	0	0	0	0	0	0	0	0	9	100%
Graduates - Employed in Field:	7												7	78%
EMPLOYMENT RATE	78%	0%	0%	0%	0%	0%	0%	0%	0%	0%	0%	0%	78%	
Graduates - Unrelated Occupation:	0												0	0%
Graduates - Unemployed:	2												2	22%
Graduates - Unknown:	0												0	0%
Non-Graduated Students Who Obtained Training Related Employment	0												0	0%
Employment Rate with Non-Graduated Employed Students	78%	0%	0%	0%	0%	0%	0%	0%	0%	0%	0%	0%	78%	

LICENSURE / CERTIFICATION EXAMINATION PASS RATES CHART														
Licensure / Certification Name:														
1. Class Start Date:	04/19													
2. Number of Graduates:	9												9	
3. # of Graduates Taking Exam:	0												0	
4. # of Graduates Passing Exam:	0												0	
5. Percentage of Grads Passing Exam:	0	0	0	0	0	0	0	0	0	0	0	0	0	Avg.
Licensure / Certification Examination Agency Rate:	0												0	0
Cancel												Save		

Annual Report: **2023**School Number: **072243**School Name: **Smith Chason College**Type: **Branch** Annual Report Status: **Not Submitted****3110 N.**Address1: **Central Ave., Ste. L 100**City: **Phoenix** State: **AZ**Zip: **85012****Graduation and Employment Chart Saved**

GRADUATION AND EMPLOYMENT CHART



You must **SAVE** the G&E form to calculate totals

Cancel	<input checked="" type="checkbox"/> Complete				Save
Approved Program Title:	Magnetic Resonance Imaging				
Program Code:	160				
Credential:	AAS				
Report Date:	7/2023	Program Length in Months: ?	21		
Beginning Date:	9/2019	End Date:	8/2020	CALCULATE	

Is this chart for a satellite location? ☐ Yes ☒ No ?Is this chart for a program offered 100% via Distance Education? ☐ Yes ☒ No ?

REPORTING PERIOD

Class Start Date (eg 01/21):	09/19	01/20	03/20											Total	%
Number Started:	12	2	12											26	
Transfers to Another Program/Cohort:	0	0	0											0	0%
Transfers from Another Program/Cohort:	0	0	0											0	0%
Total Starts (+/- Transfers):	12	2	12	0	0	0	0	0	0	0	0	0	0	26	
Unavailable for Graduation: ?	1	1	0											2	8%
Students Available For Graduation:	11	1	12	0	0	0	0	0	0	0	0	0	0	24	92%
Withdrawn/Terminated Students:	1	0	2											3	12%
Graduates within 150% Program Length:	10	1	10	0	0	0	0	0	0	0	0	0	0	21	88%

GRADUATION RATE	91%	100%	83%	0%	0%	0%	0%	0%	0%	0%	0%	0%		88%
Graduates - Further Education: 	0	0	0										0	0%
Graduates - Unavailable for Employment: 	0	0	0										0	0%
Graduates - Available for Employment:	10	1	10	0	0	0	0	0	0	0	0	0	21	100%
Graduates - Employed in Field:	8	0	9										17	81%
EMPLOYMENT RATE	80%	0%	90%	0%	0%	0%	0%	0%	0%	0%	0%	0%		81%
Graduates - Unrelated Occupation:	2	0	0										2	10%
Graduates - Unemployed:	0	0	1										1	5%
Graduates - Unknown:	0	1	0										1	5%
Non-Graduated Students Who Obtained Training Related Employment	0	0	0										0	0%
Employment Rate with Non-Graduated Employed Students	80%	0%	90%	0%	0%	0%	0%	0%	0%	0%	0%	0%		81%

LICENSURE / CERTIFICATION EXAMINATION PASS RATES CHART														
Licensure / Certification Name:														
1. Class Start Date:	09/19	01/20	03/20											
2. Number of Graduates:	10	1	10										21	
3. # of Graduates Taking Exam:	0	0	0										0	
4. # of Graduates Passing Exam:	0	0	0										0	
5. Percentage of Grads Passing Exam:	0	0	0	0	0	0	0	0	0	0	0	0	0	Avg.
Licensure / Certification Examination Agency Rate:	0	0	0										0	0
Cancel											Save			

Annual Report: **2023**School Number: **072243**School Name: **Smith Chason College**Type: **Branch** Annual Report Status: **Not Submitted**Address1: **3110 N. Central Ave., Ste. L 100**City: **Phoenix** State: **AZ**Zip: **85012****Graduation and Employment Chart Saved**

GRADUATION AND EMPLOYMENT CHART



You must **SAVE** the G&E form to calculate totals

Cancel	<input checked="" type="checkbox"/> Complete				Save
Approved Program Title:	Diagnostic Cardiovascular Sonography				
Program Code:	164				
Credential:	BS				
Report Date:	7/2023	Program Length in Months: ?	36		
Beginning Date:	10/2017	End Date:	9/2018	CALCULATE	

Is this chart for a satellite location? ☐ Yes ☒ No ?Is this chart for a program offered 100% via Distance Education? ☐ Yes ☒ No ?

REPORTING PERIOD

Class Start Date (eg 01/21):	10/17	01/18												Total	%
Number Started:	1	4												5	
Transfers to Another Program/Cohort:	1	0												1	20%
Transfers from Another Program/Cohort:	1	0												1	20%
Total Starts (+/- Transfers):	1	4	0	0	0	0	0	0	0	0	0	0	0	5	
Unavailable for Graduation: ?	0	0												0	0%
Students Available For Graduation:	1	4	0	0	0	0	0	0	0	0	0	0	0	5	100%
Withdrawn/Terminated Students:	0	1												1	20%
Graduates within 150% Program Length:	1	3	0	0	0	0	0	0	0	0	0	0	0	4	80%

GRADUATION RATE	100%	75%	0%	0%	0%	0%	0%	0%	0%	0%	0%	0%	0%	80%
Graduates - Further Education: 	0	0											0	0%
Graduates - Unavailable for Employment: 	0	0											0	0%
Graduates - Available for Employment:	1	3	0	0	0	0	0	0	0	0	0	0	4	100%
Graduates - Employed in Field:	1	3											4	100%
EMPLOYMENT RATE	100%	100%	0%	0%	0%	0%	0%	0%	0%	0%	0%	0%	100%	
Graduates - Unrelated Occupation:	0	0											0	0%
Graduates - Unemployed:	0	0											0	0%
Graduates - Unknown:	0	0											0	0%
Non-Graduated Students Who Obtained Training Related Employment	0	0											0	0%
Employment Rate with Non-Graduated Employed Students	100%	100%	0%	0%	0%	0%	0%	0%	0%	0%	0%	0%	100%	

LICENSURE / CERTIFICATION EXAMINATION PASS RATES CHART														
Licensure / Certification Name:														
1. Class Start Date:	10/17	01/18												
2. Number of Graduates:	1	3											4	
3. # of Graduates Taking Exam:	0	0											0	
4. # of Graduates Passing Exam:	0	0											0	
5. Percentage of Grads Passing Exam:	0	0	0	0	0	0	0	0	0	0	0	0	0	Avg.
Licensure / Certification Examination Agency Rate:	0	0											0	0
Cancel											Save			

Annual Report: **2023**School Number: **072243**School Name: **Smith Chason College**Type: **Branch** Annual Report Status: **Not Submitted****3110 N.**Address1: **Central Ave., Ste. L 100**City: **Phoenix** State: **AZ**Zip: **85012****Graduation and Employment Chart Saved**

GRADUATION AND EMPLOYMENT CHART



You must SAVE the G&E form to calculate totals

Cancel		<input checked="" type="checkbox"/> Complete		Save	
Approved Program Title:	Diagnostic Medical Sonography				
Program Code:	164				
Credential:	BS				
Report Date:	7/2023	Program Length in Months:	36		
Beginning Date:	10/2017	End Date:	9/2018	CALCULATE	

Is this chart for a satellite location? ☐ Yes ☒ NoIs this chart for a program offered 100% via Distance Education? ☐ Yes ☒ No

REPORTING PERIOD

Class Start Date (eg 01/21):	10/17	01/18	04/18	07/18										Total	%
Number Started:	4	11	4	11										30	
Transfers to Another Program/Cohort:	0	1	1	4										6	20%
Transfers from Another Program/Cohort:	0	1	2	0										3	10%
Total Starts (+/- Transfers):	4	11	5	7	0	0	0	0	0	0	0	0	0	27	
Unavailable for Graduation:	0	0	0	0										0	0%
Students Available For Graduation:	4	11	5	7	0	0	0	0	0	0	0	0	0	27	100%
Withdrawn/Terminated Students:	0	7	3	4										14	52%
Graduates within 150% Program Length:	4	4	2	3	0	0	0	0	0	0	0	0	0	13	48%

GRADUATION RATE	100%	36%	40%	43%	0%	0%	0%	0%	0%	0%	0%	0%		48%
Graduates - Further Education: 	0	0	0	0									0	0%
Graduates - Unavailable for Employment: 	0	0	1	0									1	8%
Graduates - Available for Employment:	4	4	1	3	0	0	0	0	0	0	0	0	12	92%
Graduates - Employed in Field:	3	3	1	2									9	75%
EMPLOYMENT RATE	75%	75%	100%	67%	0%	0%	0%	0%	0%	0%	0%	0%		75%
Graduates - Unrelated Occupation:	1	1	0	0									2	17%
Graduates - Unemployed:	0	0	0	1									1	8%
Graduates - Unknown:	0	0	0	0									0	0%
Non-Graduated Students Who Obtained Training Related Employment	0	0	0	0									0	0%
Employment Rate with Non-Graduated Employed Students	75%	75%	100%	67%	0%	0%	0%	0%	0%	0%	0%	0%		75%

LICENSURE / CERTIFICATION EXAMINATION PASS RATES CHART														
Licensure / Certification Name:														
1. Class Start Date:	10/17	01/18	04/18	07/18										
2. Number of Graduates:	4	4	2	3									13	
3. # of Graduates Taking Exam:	0	0	0	0									0	
4. # of Graduates Passing Exam:	0	0	0	0									0	
5. Percentage of Grads Passing Exam:	0	0	0	0	0	0	0	0	0	0	0	0	0	Avg.
Licensure / Certification Examination Agency Rate:	0	0	0	0									0	0
<div>Cancel</div> <div>Save</div>														

Annual Report: **2023**School Number: **072243**School Name: **Smith Chason College**Type: **Branch** Annual Report Status: **Not Submitted**Address1: **3110 N. Central Ave., Ste. L 100**City: **Phoenix** State: **AZ**Zip: **85012****Graduation and Employment Chart Saved**

GRADUATION AND EMPLOYMENT CHART



You must **SAVE** the G&E form to calculate totals

Cancel	<input checked="" type="checkbox"/> Complete				Save
Approved Program Title:	Practical Nursing				
Program Code:	1710				
Credential:	Diploma				
Report Date:	7/2023	Program Length in Months:	12		
Beginning Date:	10/2020	End Date:	9/2021	CALCULATE	

Is this chart for a satellite location? ☐ Yes ☒ NoIs this chart for a program offered 100% via Distance Education? ☐ Yes ☒ No

REPORTING PERIOD

Class Start Date (eg 01/21):	02/21	08/21												Total	%
Number Started:	24	18												42	
Transfers to Another Program/Cohort:	0	0												0	0%
Transfers from Another Program/Cohort:	0	0												0	0%
Total Starts (+/- Transfers):	24	18	0	0	0	0	0	0	0	0	0	0	0	42	
Unavailable for Graduation:	0	0												0	0%
Students Available For Graduation:	24	18	0	0	0	0	0	0	0	0	0	0	0	42	100%
Withdrawn/Terminated Students:	5	5												10	24%
Graduates within 150% Program Length:	19	13	0	0	0	0	0	0	0	0	0	0	0	32	76%

GRADUATION RATE	79%	72%	0%	0%	0%	0%	0%	0%	0%	0%	0%	0%	0%	76%
Graduates - Further Education: 	0	0											0	0%
Graduates - Unavailable for Employment: 	0	0											0	0%
Graduates - Available for Employment:	19	13	0	0	0	0	0	0	0	0	0	0	32	100%
Graduates - Employed in Field:	14	12											26	81%
EMPLOYMENT RATE	74%	92%	0%	0%	0%	0%	0%	0%	0%	0%	0%	0%	81%	
Graduates - Unrelated Occupation:	4	1											5	16%
Graduates - Unemployed:	0	0											0	0%
Graduates - Unknown:	1	0											1	3%
Non-Graduated Students Who Obtained Training Related Employment	0	0											0	0%
Employment Rate with Non-Graduated Employed Students	74%	92%	0%	0%	0%	0%	0%	0%	0%	0%	0%	0%	81%	

LICENSURE / CERTIFICATION EXAMINATION PASS RATES CHART														
Licensure / Certification Name:	Arizona Board of Nursing													
1. Class Start Date:	02/21	08/21												
2. Number of Graduates:	19	13											32	
3. # of Graduates Taking Exam:	19	13											32	
4. # of Graduates Passing Exam:	15	12											27	
5. Percentage of Grads Passing Exam:	79	92	0	0	0	0	0	0	0	0	0	0	84	Avg.
Licensure / Certification Examination Agency Rate:	0	0											0	0
<div>Cancel</div>										<div>Save</div>				



Smith Chason College
WCUI School of Medical Imaging
Smith Chason School of Nursing
Los Angeles | Ontario | Phoenix | San Marcos

Retention Charts



Smith Chason College
smithchason.edu | wcui.edu | smithchason.com
888.315.4993



Annual Report

Programs

School Info

DMS

HELP ?

Annual Report: **2023**School Number: **072243**School Name: **Smith Chason College**Type: **Branch** Annual Report Status: **Not Submitted**Address1: **3110 N. Central Ave., Ste. L 100**City: **Phoenix**State: **AZ**Zip: **85012**

RETENTION CHART

Cancel

☒ Complete

Save

Approved Program Title	Radiologic Technology		
Program Code	160		
Credential	AS		
Report Date	7/2023	Program Length in Months: <input type="text" value="21"/>	
Cohort Start Date help	4/1/2022	Cohort End Date: <input type="text" value="4/1/2023"/>	CALCULATE

REPORTING PERIOD

1	Cohort Start Date (e.g. 01/21)													Total	%
2	Percentage of Program Completed as of Report Date	0%	0%	0%	0%	0%	0%	0%	0%	0%	0%	0%	0%		
3	Percentage of Program Remaining as of Report Date	100%	100%	100%	100%	100%	100%	100%	100%	100%	100%	100%	100%		
4	Number Started	0	0	0	0	0	0	0	0	0	0	0	0	0	
5	Transfers to Another Program	0	0	0	0	0	0	0	0	0	0	0	0	0	0%
6	Transfers from Another Program	0	0	0	0	0	0	0	0	0	0	0	0	0	0%
7	Total Starts (+/- Transfers)	0	0	0	0	0	0	0	0	0	0	0	0	0	
8	Unavailable for Retention	0	0	0	0	0	0	0	0	0	0	0	0	0	0%
9	Students Available For Retention	0	0	0	0	0	0	0	0	0	0	0	0	0	0%
10	Withdrawn/Terminated Students	0	0	0	0	0	0	0	0	0	0	0	0	0	0%
11	Total Retained Students	0	0	0	0	0	0	0	0	0	0	0	0	0	0%
12	Cohort Retention Rate	0%	0%	0%	0%	0%	0%	0%	0%	0%	0%	0%	0%		0%

13	Percentage of Program Completed	15%	25%	50%	75%
14	Total Students Retained	0	0	0	0
15	Total Students	0	0	0	0
16	Program Retention Rates	0%	0%	0%	0%

Cancel

Save

Annual Report

Programs

School Info

DMS

HELP ?

Annual Report: **2023**School Number: **072243**School Name: **Smith Chason College**Type: **Branch** Annual Report Status: **Not Submitted**Address1: **3110 N. Central Ave., Ste. L 100**City: **Phoenix**State: **AZ**Zip: **85012**

Retention Chart Saved

RETENTION CHART

Cancel	<input checked="" type="checkbox"/> Complete		Save
Approved Program Title	Adult and Pediatric Cardiovascular Sonography		
Program Code	164		
Credential	BS		
Report Date	7/2023	Program Length in Months: <input type="text" value="36"/>	
Cohort Start Date help	4/2021	Cohort End Date: <input type="text" value="2/2023"/>	CALCULATE

REPORTING PERIOD

														Total	%
1	Cohort Start Date (e.g. 01/21)														
2	Percentage of Program Completed as of Report Date	0%	0%	0%	0%	0%	0%	0%	0%	0%	0%	0%	0%		
3	Percentage of Program Remaining as of Report Date	100%	100%	100%	100%	100%	100%	100%	100%	100%	100%	100%	100%		
4	Number Started													0	
5	Transfers to Another Program													0	0%
6	Transfers from Another Program													0	0%
7	Total Starts (+/- Transfers)	0	0	0	0	0	0	0	0	0	0	0	0	0	
8	Unavailable for Retention													0	0%
9	Students Available For Retention	0	0	0	0	0	0	0	0	0	0	0	0	0	0%
10	Withdrawn/Terminated Students													0	0%
11	Total Retained Students	0	0	0	0	0	0	0	0	0	0	0	0	0	0%
12	Cohort Retention Rate	0%	0%	0%	0%	0%	0%	0%	0%	0%	0%	0%	0%	0%	0%

13	Percentage of Program Completed	15%	25%	50%	75%
14	Total Students Retained	0	0	0	0
15	Total Students	0	0	0	0
16	Program Retention Rates	0%	0%	0%	0%

Cancel

Save

Annual Report

Programs

School Info

DMS

HELP ?

Annual Report: **2023**School Number: **072243**School Name: **Smith Chason College**Type: **Branch** Annual Report Status: **Not Submitted**Address1: **3110 N. Central Ave., Ste. L 100**City: **Phoenix**State: **AZ**Zip: **85012**

Retention Chart Saved

RETENTION CHART

Cancel	<input checked="" type="checkbox"/> Complete		Save
Approved Program Title	Magnetic Resonance Imaging Qualification Certificate		
Program Code	160		
Credential	Certificate		
Report Date	7/2023	Program Length in Months:	<input type="text" value="9"/>
Cohort Start Date help	1/2023	Cohort End Date:	6/2023
		CALCULATE	

REPORTING PERIOD

														Total	%
1	Cohort Start Date (e.g. 01/21)														
2	Percentage of Program Completed as of Report Date	0%	0%	0%	0%	0%	0%	0%	0%	0%	0%	0%	0%		
3	Percentage of Program Remaining as of Report Date	100%	100%	100%	100%	100%	100%	100%	100%	100%	100%	100%	100%		
4	Number Started													0	
5	Transfers to Another Program													0	0%
6	Transfers from Another Program													0	0%
7	Total Starts (+/- Transfers)	0	0	0	0	0	0	0	0	0	0	0	0	0	
8	Unavailable for Retention													0	0%
9	Students Available For Retention	0	0	0	0	0	0	0	0	0	0	0	0	0	0%
10	Withdrawn/Terminated Students													0	0%
11	Total Retained Students	0	0	0	0	0	0	0	0	0	0	0	0	0	0%
12	Cohort Retention Rate	0%	0%	0%	0%	0%	0%	0%	0%	0%	0%	0%	0%	0%	0%

13	Percentage of Program Completed	15%	25%	50%	75%
14	Total Students Retained	0	0	0	0
15	Total Students	0	0	0	0
16	Program Retention Rates	0%	0%	0%	0%

Cancel

Save

Annual Report

Programs

School Info

DMS

HELP ?

Annual Report: **2023**School Number: **072243**School Name: **Smith Chason College**Type: **Branch** Annual Report Status: **Not Submitted**Address1: **3110 N. Central Ave., Ste. L 100**City: **Phoenix**State: **AZ**Zip: **85012**

Retention Chart Saved

RETENTION CHART

Cancel	<input checked="" type="checkbox"/> Complete		Save
Approved Program Title	Pediatric Cardiac Ultrasound & Congenital Heart Disease (PED Echo)		
Program Code	170		
Credential	Diploma		
Report Date	7/2023	Program Length in Months:	<input type="text" value="9"/>
Cohort Start Date help	1/2023	Cohort End Date:	6/2023
		CALCULATE	

REPORTING PERIOD

														Total	%
1	Cohort Start Date (e.g. 01/21)														
2	Percentage of Program Completed as of Report Date	0%	0%	0%	0%	0%	0%	0%	0%	0%	0%	0%	0%		
3	Percentage of Program Remaining as of Report Date	100%	100%	100%	100%	100%	100%	100%	100%	100%	100%	100%	100%		
4	Number Started													0	
5	Transfers to Another Program													0	0%
6	Transfers from Another Program													0	0%
7	Total Starts (+/- Transfers)	0	0	0	0	0	0	0	0	0	0	0	0	0	
8	Unavailable for Retention													0	0%
9	Students Available For Retention	0	0	0	0	0	0	0	0	0	0	0	0	0	0%
10	Withdrawn/Terminated Students													0	0%
11	Total Retained Students	0	0	0	0	0	0	0	0	0	0	0	0	0	0%
12	Cohort Retention Rate	0%	0%	0%	0%	0%	0%	0%	0%	0%	0%	0%	0%		0%

13	Percentage of Program Completed	15%	25%	50%	75%
14	Total Students Retained	0	0	0	0
15	Total Students	0	0	0	0
16	Program Retention Rates	0%	0%	0%	0%

Cancel

Save



Smith Chason College
WCUI School of Medical Imaging
Smith Chason School of Nursing
Los Angeles | Ontario | Phoenix | San Marcos

San Marcos Campus



Smith Chason College
smithchason.edu | wcui.edu | smithchason.com
888.315.4993





Smith Chason College
WCUI School of Medical Imaging
Smith Chason School of Nursing
Los Angeles | Ontario | Phoenix | San Marcos

Retention Charts



Smith Chason College
smithchason.edu | wcui.edu | smithchason.com
888.315.4993



Annual Report

Programs

School Info

DMS

HELP ?

Annual Report: **2023**School Number: **076009**School Name: **Smith Chason College**Type: **Branch** Annual Report Status: **Not Submitted**Address1: **300 Rancheros Dr.**City: **San Marcos**State: **CA**Zip: **92069**

Retention Chart Saved

RETENTION CHART

Cancel		<input checked="" type="checkbox"/> Complete		Save	
Approved Program Title	Cardiovascular Sonography				
Program Code	164				
Credential	AAS				
Report Date	7/2023	Program Length in Months: ?	21		
Cohort Start Date help	4/2022	Cohort End Date: ?	4/2023	CALCULATE	

REPORTING PERIOD

1	Cohort Start Date (e.g. 01/21) ?													Total	%
2	Percentage of Program Completed as of Report Date	0%	0%	0%	0%	0%	0%	0%	0%	0%	0%	0%	0%		
3	Percentage of Program Remaining as of Report Date	100%	100%	100%	100%	100%	100%	100%	100%	100%	100%	100%	100%		
4	Number Started													0	
5	Transfers to Another Program													0	0%
6	Transfers from Another Program													0	0%
7	Total Starts (+/- Transfers)	0	0	0	0	0	0	0	0	0	0	0	0	0	
8	Unavailable for Retention													0	0%
9	Students Available For Retention	0	0	0	0	0	0	0	0	0	0	0	0	0	0%
10	Withdrawn/Terminated Students													0	0%
11	Total Retained Students	0	0	0	0	0	0	0	0	0	0	0	0	0	0%
12	Cohort Retention Rate	0%	0%	0%	0%	0%	0%	0%	0%	0%	0%	0%	0%	0%	0%

13	Percentage of Program Completed	15%	25%	50%	75%
14	Total Students Retained	0	0	0	0
15	Total Students	0	0	0	0
16	Program Retention Rates	0%	0%	0%	0%

Cancel

Save

Annual Report: **2023** School Number: **076009** School Name: **Smith Chason College** Type: **Branch** Annual Report Status: **Not Submitted**

Address1: **300 Rancheros Dr.** City: **San Marcos** State: **CA** Zip: **92069**

Retention Chart Saved

RETENTION CHART

Cancel	<input checked="" type="checkbox"/> Complete		Save
Approved Program Title	Diagnostic Medical Sonography		
Program Code	164		
Credential	AAS		
Report Date	7/2023	Program Length in Months:	21
Cohort Start Date help	4/2022	Cohort End Date:	4/2023
		CALCULATE	

REPORTING PERIOD

1	Cohort Start Date (e.g. 01/21)	07/22	10/22	01/23	04/23									Total	%
2	Percentage of Program Completed as of Report Date	58%	43%	29%	14%	0%	0%	0%	0%	0%	0%	0%	0%		
3	Percentage of Program Remaining as of Report Date	42%	57%	71%	86%	100%	100%	100%	100%	100%	100%	100%	100%		
4	Number Started	18	14	12	0									44	
5	Transfers to Another Program	0	0	0	0									0	0%
6	Transfers from Another Program	0	0	0	0									0	0%
7	Total Starts (+/- Transfers)	18	14	12	0	0	0	0	0	0	0	0	0	44	
8	Unavailable for Retention	0	0	0	0									0	0%
9	Students Available For Retention	18	14	12	0	0	0	0	0	0	0	0	0	44	100%
10	Withdrawn/Terminated Students	4	2	0	0									6	14%
11	Total Retained Students	14	12	12	0	0	0	0	0	0	0	0	0	38	86%
12	Cohort Retention Rate	78%	86%	100%	0%	0%	0%	0%	0%	0%	0%	0%	0%		86%

13	Percentage of Program Completed	15%	25%	50%	75%
14	Total Students Retained	38	38	14	0
15	Total Students	44	44	18	0
16	Program Retention Rates	86%	86%	78%	0%

Cancel

Save

Annual Report

Programs

School Info

DMS

HELP ?

Annual Report: **2023**School Number: **076009**School Name: **Smith Chason College**Type: **Branch** Annual Report Status: **Not Submitted**Address1: **300 Rancheros Dr.**City: **San Marcos**State: **CA**Zip: **92069**

Retention Chart Saved

RETENTION CHART

Cancel	<input checked="" type="checkbox"/> Complete		Save
Approved Program Title	Magnetic Resonance Imaging		
Program Code	160		
Credential	AAS		
Report Date	7/2023	Program Length in Months:	21
Cohort Start Date help	4/2022	Cohort End Date:	4/2023
		CALCULATE	

REPORTING PERIOD

1	Cohort Start Date (e.g. 01/21)	07/22	10/22	01/23	04/23									Total	%
2	Percentage of Program Completed as of Report Date	58%	43%	29%	14%	0%	0%	0%	0%	0%	0%	0%	0%		
3	Percentage of Program Remaining as of Report Date	42%	57%	71%	86%	100%	100%	100%	100%	100%	100%	100%	100%		
4	Number Started	10	16	5	29									60	
5	Transfers to Another Program	0	0	0	0									0	0%
6	Transfers from Another Program	0	0	0	0									0	0%
7	Total Starts (+/- Transfers)	10	16	5	29	0	0	0	0	0	0	0	0	60	
8	Unavailable for Retention	0	0	0	0									0	0%
9	Students Available For Retention	10	16	5	29	0	0	0	0	0	0	0	0	60	100%
10	Withdrawn/Terminated Students	1	4	0	0									5	8%
11	Total Retained Students	9	12	5	29	0	0	0	0	0	0	0	0	55	92%
12	Cohort Retention Rate	90%	75%	100%	100%	0%	0%	0%	0%	0%	0%	0%	0%		92%

13	Percentage of Program Completed	15%	25%	50%	75%
14	Total Students Retained	26	26	9	0
15	Total Students	31	31	10	0
16	Program Retention Rates	84%	84%	90%	0%

Cancel

Save

Annual Report: **2023** School Number: **076009** School Name: **Smith Chason College** Type: **Branch** Annual Report Status: **Not Submitted**

Address1: **300 Rancheros Dr.** City: **San Marcos** State: **CA** Zip: **92069**

Retention Chart Saved

RETENTION CHART

Cancel	<input checked="" type="checkbox"/> Complete		Save
Approved Program Title	Diagnostic Cardiovascular Sonography		
Program Code	164		
Credential	BS		
Report Date	7/2023	Program Length in Months:	36
Cohort Start Date help	4/2021	Cohort End Date:	2/2023
		CALCULATE	

REPORTING PERIOD

1	Cohort Start Date (e.g. 01/21)	01/23													Total	%
2	Percentage of Program Completed as of Report Date	17%	0%	0%	0%	0%	0%	0%	0%	0%	0%	0%	0%	0%		
3	Percentage of Program Remaining as of Report Date	83%	100%	100%	100%	100%	100%	100%	100%	100%	100%	100%	100%	100%		
4	Number Started	12													12	
5	Transfers to Another Program	0													0	0%
6	Transfers from Another Program	0													0	0%
7	Total Starts (+/- Transfers)	12	0	0	0	0	0	0	0	0	0	0	0	0	12	
8	Unavailable for Retention	0													0	0%
9	Students Available For Retention	12	0	0	0	0	0	0	0	0	0	0	0	0	12	100%
10	Withdrawn/Terminated Students	2													2	17%
11	Total Retained Students	10	0	0	0	0	0	0	0	0	0	0	0	0	10	83%
12	Cohort Retention Rate	83%	0%	0%	0%	0%	0%	0%	0%	0%	0%	0%	0%	0%		83%

13	Percentage of Program Completed	15%	25%	50%	75%
14	Total Students Retained	10	0	0	0
15	Total Students	12	0	0	0
16	Program Retention Rates	83%	0%	0%	0%

Cancel

Save

Annual Report

Programs

School Info

DMS

HELP ?

Annual Report: **2023**School Number: **076009**School Name: **Smith Chason College**Type: **Branch** Annual Report Status: **Not Submitted**Address1: **300 Rancheros Dr.**City: **San Marcos**State: **CA**Zip: **92069**

Retention Chart Saved

RETENTION CHART

Cancel	<input checked="" type="checkbox"/> Complete		Save
Approved Program Title	Diagnostic Medical Sonography		
Program Code	164		
Credential	BS		
Report Date	7/2023	Program Length in Months:	36
Cohort Start Date help	4/2021	Cohort End Date:	2/2023
		CALCULATE	

REPORTING PERIOD

1	Cohort Start Date (e.g. 01/21)	04/22	07/22	10/22	01/23									Total	%
2	Percentage of Program Completed as of Report Date	42%	34%	25%	17%	0%	0%	0%	0%	0%	0%	0%	0%		
3	Percentage of Program Remaining as of Report Date	58%	66%	75%	83%	100%	100%	100%	100%	100%	100%	100%	100%		
4	Number Started	10	9	1	15									35	
5	Transfers to Another Program	0	0	0	0									0	0%
6	Transfers from Another Program	0	0	0	0									0	0%
7	Total Starts (+/- Transfers)	10	9	1	15	0	0	0	0	0	0	0	0	35	
8	Unavailable for Retention	0	0	0	0									0	0%
9	Students Available For Retention	10	9	1	15	0	0	0	0	0	0	0	0	35	100%
10	Withdrawn/Terminated Students	4	2	1	2									9	26%
11	Total Retained Students	6	7	0	13	0	0	0	0	0	0	0	0	26	74%
12	Cohort Retention Rate	60%	78%	0%	87%	0%	0%	0%	0%	0%	0%	0%	0%		74%

13	Percentage of Program Completed	15%	25%	50%	75%
14	Total Students Retained	26	13	0	0
15	Total Students	35	20	0	0
16	Program Retention Rates	74%	65%	0%	0%

Cancel

Save

Annual Report

Programs

School Info

DMS

HELP ?

Annual Report: **2023**School Number: **076009**School Name: **Smith Chason College**Type: **Branch** Annual Report Status: **Not Submitted**Address1: **300 Rancheros Dr.**City: **San Marcos**State: **CA**Zip: **92069**

Retention Chart Saved

RETENTION CHART

Cancel		<input checked="" type="checkbox"/> Complete		Save	
Approved Program Title	Adult and Pediatric Cardiovascular Sonography				
Program Code	164				
Credential	BS				
Report Date	7/2023	Program Length in Months: ?	36		
Cohort Start Date help	4/2021	Cohort End Date: ?	2/2023		
		CALCULATE			

REPORTING PERIOD

1	Cohort Start Date (e.g. 01/21) ?													Total	%
2	Percentage of Program Completed as of Report Date	0%	0%	0%	0%	0%	0%	0%	0%	0%	0%	0%	0%		
3	Percentage of Program Remaining as of Report Date	100%	100%	100%	100%	100%	100%	100%	100%	100%	100%	100%	100%		
4	Number Started													0	
5	Transfers to Another Program													0	0%
6	Transfers from Another Program													0	0%
7	Total Starts (+/- Transfers)	0	0	0	0	0	0	0	0	0	0	0	0	0	
8	Unavailable for Retention													0	0%
9	Students Available For Retention	0	0	0	0	0	0	0	0	0	0	0	0	0	0%
10	Withdrawn/Terminated Students													0	0%
11	Total Retained Students	0	0	0	0	0	0	0	0	0	0	0	0	0	0%
12	Cohort Retention Rate	0%	0%	0%	0%	0%	0%	0%	0%	0%	0%	0%	0%	0%	0%

13	Percentage of Program Completed	15%	25%	50%	75%
14	Total Students Retained	0	0	0	0
15	Total Students	0	0	0	0
16	Program Retention Rates	0%	0%	0%	0%

Cancel

Save